

## Mainstreet Research Survey - Florida



## About Mainstreet

Founded in 2010, Mainstreet Research is recognized as one of Canada's top public opinion and market research firms. Since our founding, we have been providing actionable and data-driven insights to our clients to help them make their most important evidence-based strategic decisions.

Mainstreet has an impressive track record in accurately forecasting election results in Canada and the United States and has become a trusted source for comprehensive market research, analysis and advice. Our insights are found in major media outlets across the country.

Our diverse team has decades of experience in conducting both quantitative and qualitative research, ranging from broad national surveys, to focus groups, to membership surveys, and all points in between.

Mainstreet Research is a proud corporate member of CRIC and exceeds all Canadian and international standards for market research and public opinion research.

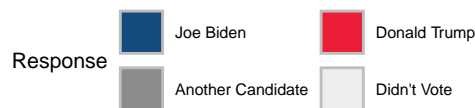
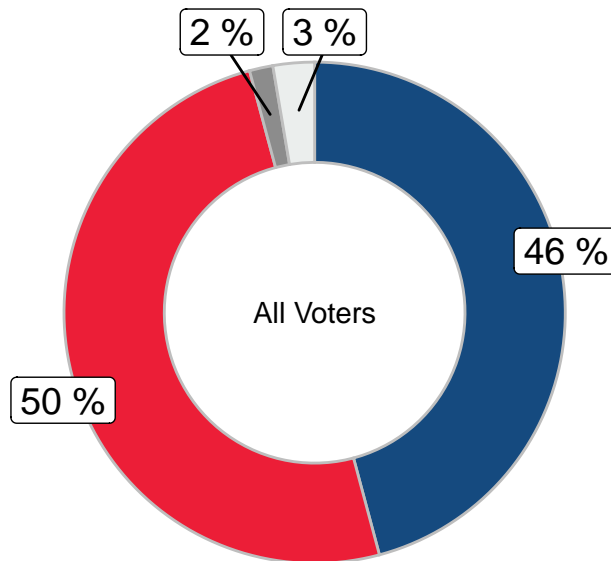
## Methodology

The analysis in this report is based on results of a survey conducted from Saturday, June 8th to Sunday, June 9th, 2024, among a sample of 878 adults, 18 years of age or older, living in Florida. The survey was conducted IVR and an online panel to complete the survey. The survey is intended to represent the voting population in Florida.

Since the poll was partially completed online, a margin of error cannot be assigned to the poll, but a poll of this size would have a margin of error of +/- 3.3% at the 95% confidence level. Margins of error are higher in each subsample.

This poll was commissioned by and is the exclusive property of Mainstreet Research and FAU. Any reproduction, in whole or in part of this report or the data contained herein is expressly prohibited without written authorization by Mainstreet Research and FAU.

**In the most recent Presidential election (November 2020) which party did you vote for in the Presidential election? (all voters)**



### broken out by age, gender, and region

	Total	Gender		Age	
		Male	Female	18-49	50+
Joe Biden	-	-	-	-	-
Donald Trump	-	-	-	-	-
Another Candidate	-	-	-	-	-
Didn't Vote	-	-	-	-	-
Unweighted Frequency	883	374	497	259	619
Weighted Frequency	883	431	449	367	516

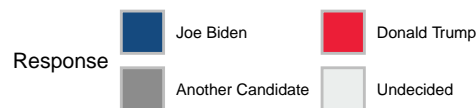
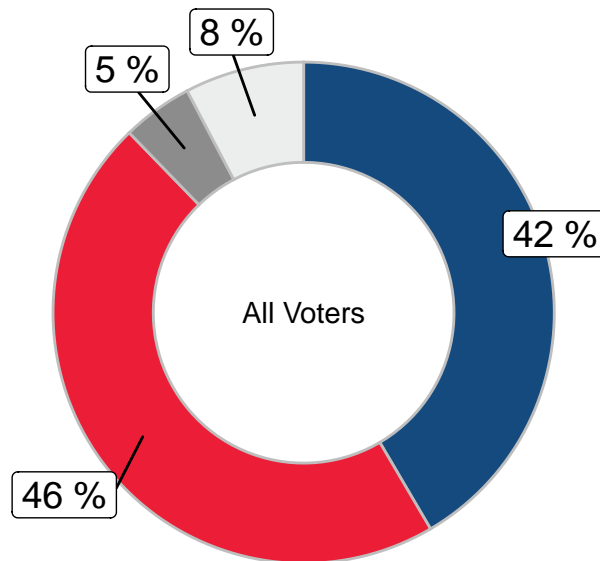
### broken out by income, party ID

	Total	2020 Vote				Party ID		
		Joe Biden	Donald Trump	Another Candidate	Didn't Vote	Dem	GOP	Independent
Joe Biden	-	-	-	-	-	-	-	-
Donald Trump	-	-	-	-	-	-	-	-
Another Candidate	-	-	-	-	-	-	-	-
Didn't Vote	-	-	-	-	-	-	-	-
Unweighted Frequency	883	409	345	60	64	365	331	182
Weighted Frequency	883	405	441	13	24	347	367	170

**broken out by White Non-College/College, Party ID**

	White Non-College/College					
	Total	Black	Hispanic	Other	White Coll	White Non-Coll
Joe Biden	-	-	-	-	-	-
Donald Trump	-	-	-	-	-	-
Another Candidate	-	-	-	-	-	-
Didn't Vote	-	-	-	-	-	-
Unweighted Frequency	883	68	146	76	285	303
Weighted Frequency	883	105	155	51	233	339

**If the election for President were held today, and the candidates were Joe Biden and Donald Trump, which candidate would you support? (all voters)**



### broken out by age, gender, and region

	Total	Gender		Age	
		Male	Female	18-49	50+
Joe Biden	-	-	-	-	-
Donald Trump	-	-	-	-	-
Another Candidate	-	-	-	-	-
Undecided	-	-	-	-	-
Unweighted Frequency	883	374	497	259	619
Weighted Frequency	883	431	449	367	516

### broken out by income, party ID

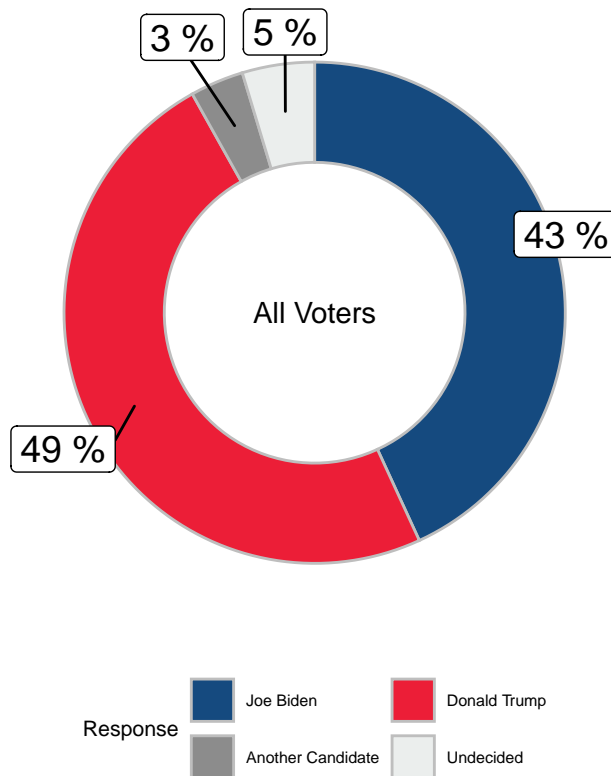
	Total	2020 Vote				Party ID		
		Joe Biden	Donald Trump	Another Candidate	Didn't Vote	Dem	GOP	Independent
Joe Biden	-	-	-	-	-	-	-	-
Donald Trump	-	-	-	-	-	-	-	-
Another Candidate	-	-	-	-	-	-	-	-
Undecided	-	-	-	-	-	-	-	-
Unweighted Frequency	883	409	345	60	64	365	331	182
Weighted Frequency	883	405	441	13	24	347	367	170

**broken out by White Non-College/College, Party ID**

	White Non-College/College					
	Total	Black	Hispanic	Other	White Coll	White Non-Coll
Joe Biden	-	-	-	-	-	-
Donald Trump	-	-	-	-	-	-
Another Candidate	-	-	-	-	-	-
Undecided	-	-	-	-	-	-
Unweighted Frequency	883	68	146	76	285	303
Weighted Frequency	883	105	155	51	233	339



**If the election for President were held today, and the candidates were Joe Biden and Donald Trump, which candidate would you support? (likely voters)**



**broken out by age, gender, and region**

	Total	Gender		Age	
		Male	Female	18-49	50+
Joe Biden	-	-	-	-	-
Donald Trump	-	-	-	-	-
Another Candidate	-	-	-	-	-
Undecided	-	-	-	-	-
Unweighted Frequency	771	330	430	177	587
Weighted Frequency	771	379	390	275	496

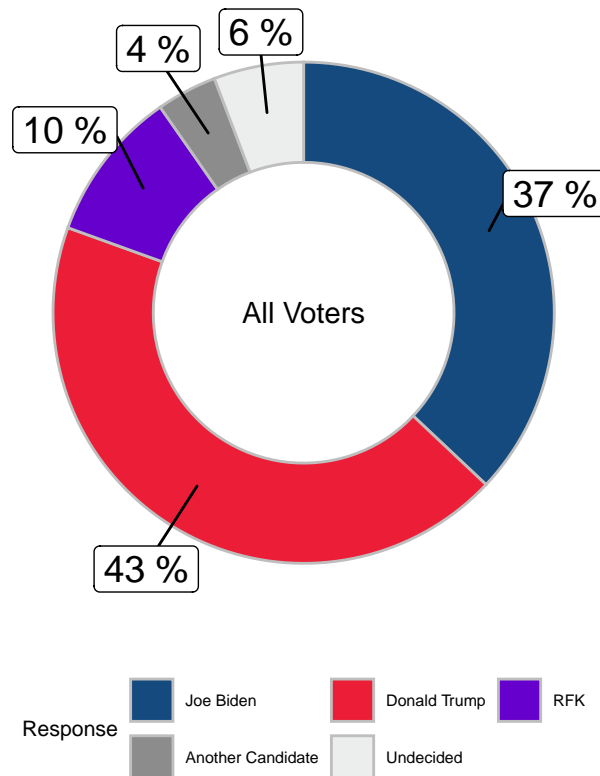
**broken out by income, party ID**

	Total	2020 Vote				Party ID		
		Joe Biden	Donald Trump	Another Candidate	Didn't Vote	Dem	GOP	Independent
Joe Biden	-	-	-	-	-	-	-	-
Donald Trump	-	-	-	-	-	-	-	-
Another Candidate	-	-	-	-	-	-	-	-
Undecided	-	-	-	-	-	-	-	-
Unweighted Frequency	771	383	313	33	35	334	287	143
Weighted Frequency	771	367	381	8	15	314	321	137

**broken out by White Non-College/College, Party ID**

	White Non-College/College					
	Total	Black	Hispanic	Other	White Coll	White Non-Coll
Joe Biden	-	-	-	-	-	-
Donald Trump	-	-	-	-	-	-
Another Candidate	-	-	-	-	-	-
Undecided	-	-	-	-	-	-
Unweighted Frequency	771	61	109	50	280	264
Weighted Frequency	771	96	128	36	225	286

**If the election for President were held today, and the candidates were Joe Biden, Donald Trump and RFK Jr, which candidate would you support? (all voters)**



**broken out by age, gender, and region**

	Gender			Age	
	Total	Male	Female	18-49	50+
Joe Biden	-	-	-	-	-
Donald Trump	-	-	-	-	-
RFK	-	-	-	-	-
Another Candidate	-	-	-	-	-
Undecided	-	-	-	-	-
Unweighted Frequency	883	374	497	259	619
Weighted Frequency	883	431	449	367	516

**broken out by income, party ID**

	2020 Vote					Party ID		
	Total	Joe Biden	Donald Trump	Another Candidate	Didn't Vote	Dem	GOP	Independent
Joe Biden	-	-	-	-	-	-	-	-
Donald Trump	-	-	-	-	-	-	-	-
RFK	-	-	-	-	-	-	-	-
Another Candidate	-	-	-	-	-	-	-	-
Undecided	-	-	-	-	-	-	-	-
Unweighted Frequency	883	409	345	60	64	365	331	182
Weighted Frequency	883	405	441	13	24	347	367	170

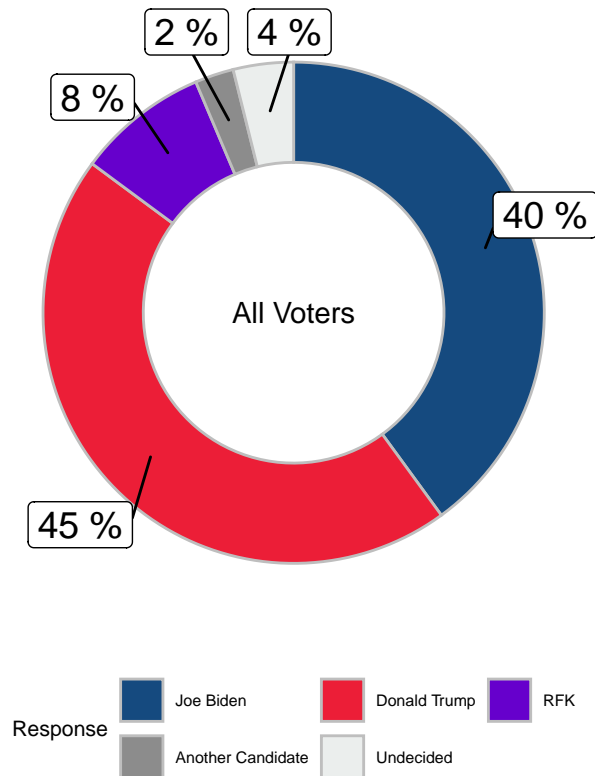
**broken out by White Non-College/College, Party ID**

	White Non-College/College					
	Total	Black	Hispanic	Other	White Coll	White Non-Coll
Joe Biden	-	-	-	-	-	-
Donald Trump	-	-	-	-	-	-
RFK	-	-	-	-	-	-
Another Candidate	-	-	-	-	-	-
Undecided	-	-	-	-	-	-
Unweighted Frequency	883	68	146	76	285	303
Weighted Frequency	883	105	155	51	233	339

**broken out by 2024 vote**

	2024 Vote				
	Total	Joe Biden	Donald Trump	Another Candidate	Undecided
Joe Biden	-	-	-	-	-
Donald Trump	-	-	-	-	-
RFK	-	-	-	-	-
Another Candidate	-	-	-	-	-
Undecided	-	-	-	-	-
Unweighted Frequency	883	402	357	53	66
Weighted Frequency	883	367	408	40	68

**If the election for President were held today, and the candidates were Joe Biden, Donald Trump and RFK Jr, which candidate would you support? (likely voters)**



**broken out by age, gender, and region**

	Gender			Age	
	Total	Male	Female	18-49	50+
Joe Biden	-	-	-	-	-
Donald Trump	-	-	-	-	-
RFK	-	-	-	-	-
Another Candidate	-	-	-	-	-
Undecided	-	-	-	-	-
Unweighted Frequency	771	330	430	177	587
Weighted Frequency	771	379	390	275	496

**broken out by income, party ID**

	2020 Vote					Party ID		
	Total	Joe Biden	Donald Trump	Another Candidate	Didn't Vote	Dem	GOP	Independent
Joe Biden	-	-	-	-	-	-	-	-
Donald Trump	-	-	-	-	-	-	-	-
RFK	-	-	-	-	-	-	-	-
Another Candidate	-	-	-	-	-	-	-	-
Undecided	-	-	-	-	-	-	-	-
Unweighted Frequency	771	383	313	33	35	334	287	143
Weighted Frequency	771	367	381	8	15	314	321	137



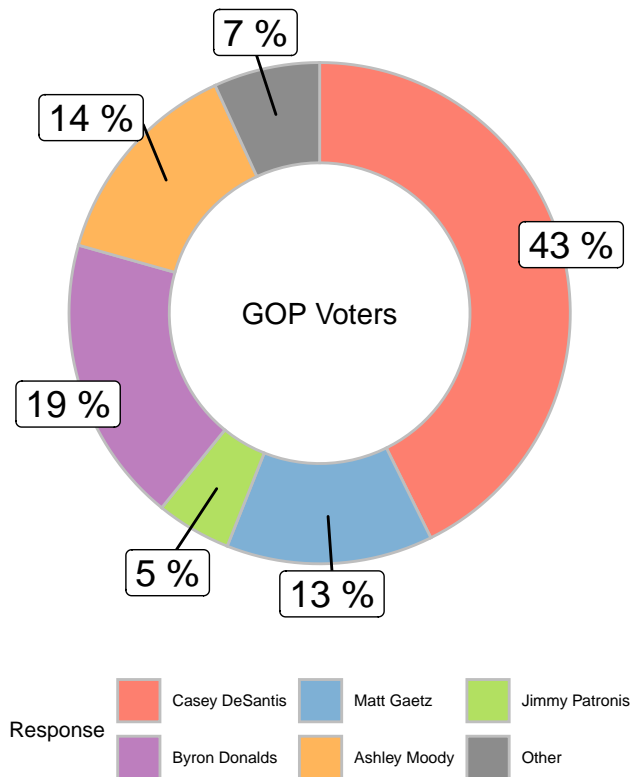
**broken out by White Non-College/College, Party ID**

	White Non-College/College					
	Total	Black	Hispanic	Other	White Coll	White Non-Coll
Joe Biden	-	-	-	-	-	-
Donald Trump	-	-	-	-	-	-
RFK	-	-	-	-	-	-
Another Candidate	-	-	-	-	-	-
Undecided	-	-	-	-	-	-
Unweighted Frequency	771	61	109	50	280	264
Weighted Frequency	771	96	128	36	225	286

**broken out by 2024 vote**

	2024 Vote				
	Total	Joe Biden	Donald Trump	Another Candidate	Undecided
Joe Biden	-	-	-	-	-
Donald Trump	-	-	-	-	-
RFK	-	-	-	-	-
Another Candidate	-	-	-	-	-
Undecided	-	-	-	-	-
Unweighted Frequency	771	367	330	33	34
Weighted Frequency	771	333	376	27	36

## If the election for Florida Governor were held today, which candidate would you support? (GOP Identifiers)



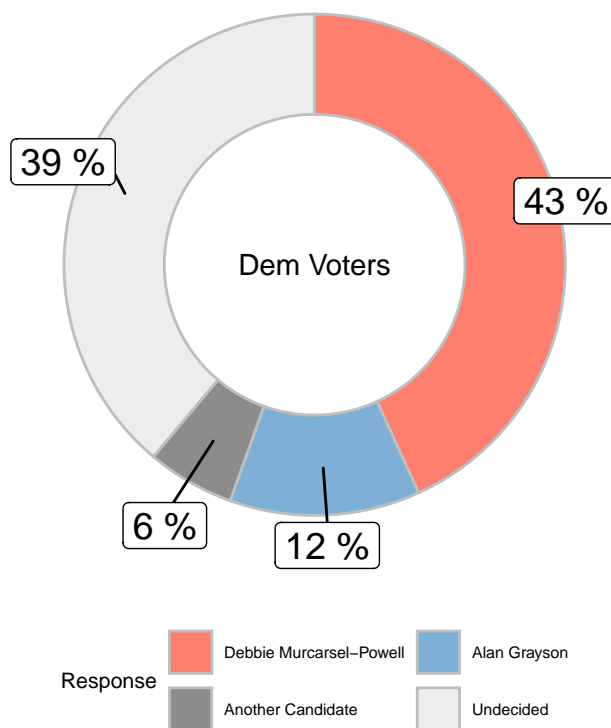
**broken out by age, gender, and region**

	Total	Gender		Age	
		Male	Female	18-49	50+
Casey DeSantis	-	-	-	-	-
Matt Gaetz	-	-	-	-	-
Jimmy Patronis	-	-	-	-	-
Byron Donalds	-	-	-	-	-
Ashley Moody	-	-	-	-	-
Other	-	-	-	-	-
Unweighted Frequency	366	149	180	96	235
Weighted Frequency	366	184	182	151	216

**broken out by White Non-College/College, Party ID**

	Total	White Non-College/College				
		Black	Hispanic	Other	White Coll	White Non-Coll
Casey DeSantis	-	-	-	-	-	-
Matt Gaetz	-	-	-	-	-	-
Jimmy Patronis	-	-	-	-	-	-
Byron Donalds	-	-	-	-	-	-
Ashley Moody	-	-	-	-	-	-
Other	-	-	-	-	-	-
Unweighted Frequency	366	10	48	36	102	135
Weighted Frequency	366	13	56	24	106	168

## If the Democratic Primary Election for Senate were held today, and the candidates were Debbie Mucarsel-Powell and Alan Grayson? (Dem Identifiers)



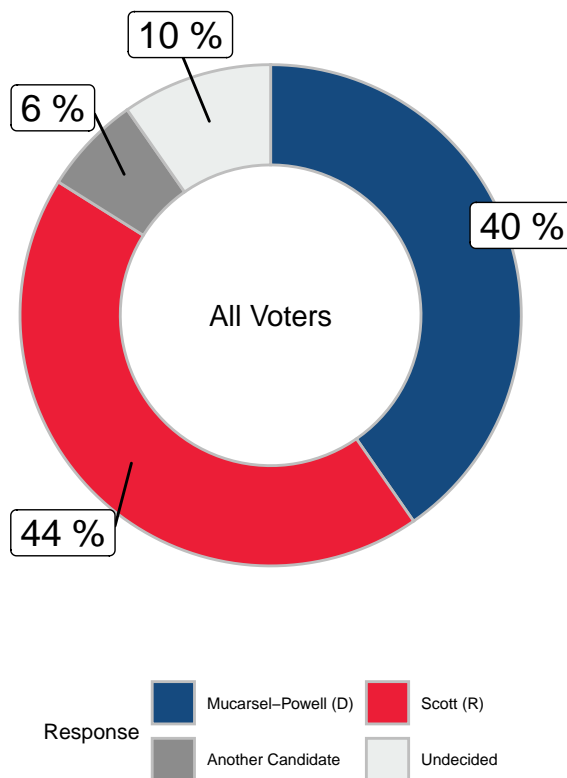
**broken out by age, gender, and region**

	Total	Gender		Age	
		Male	Female	18-49	50+
Debbie Murcarse-Powell	-	-	-	-	-
Alan Grayson	-	-	-	-	-
Another Candidate	-	-	-	-	-
Undecided	-	-	-	-	-
Unweighted Frequency	346	137	225	95	270
Weighted Frequency	346	148	196	139	207

**broken out by White Non-College/College, Party ID**

	Total	White Non-College/College				
		Black	Hispanic	Other	White Coll	White Non-Coll
Debbie Murcarse-Powell	-	-	-	-	-	-
Alan Grayson	-	-	-	-	-	-
Another Candidate	-	-	-	-	-	-
Undecided	-	-	-	-	-	-
Unweighted Frequency	346	50	48	21	140	106
Weighted Frequency	346	84	55	16	98	94

**If the election for Senate were held today, and the candidates were Debbie Mucarsel-Powell representing the Democratic Party and Rick Scott representing the Republican Party? (all voters)**



**broken out by age, gender, and region**

	Total	Gender		Age	
		Male	Female	18-49	50+
Mucarsel-Powell (D)	-	-	-	-	-
Scott (R)	-	-	-	-	-
Another Candidate	-	-	-	-	-
Undecided	-	-	-	-	-
Unweighted Frequency	883	374	497	259	619
Weighted Frequency	883	431	449	367	516

**broken out by income, party ID**

	Total	2020 Vote				Party ID		
		Joe Biden	Donald Trump	Another Candidate	Didn't Vote	Dem	GOP	Independent
Mucarsel-Powell (D)	-	-	-	-	-	-	-	-
Scott (R)	-	-	-	-	-	-	-	-
Another Candidate	-	-	-	-	-	-	-	-
Undecided	-	-	-	-	-	-	-	-
Unweighted Frequency	883	409	345	60	64	365	331	182
Weighted Frequency	883	405	441	13	24	347	367	170

### broken out by White Non-College/College, Party ID

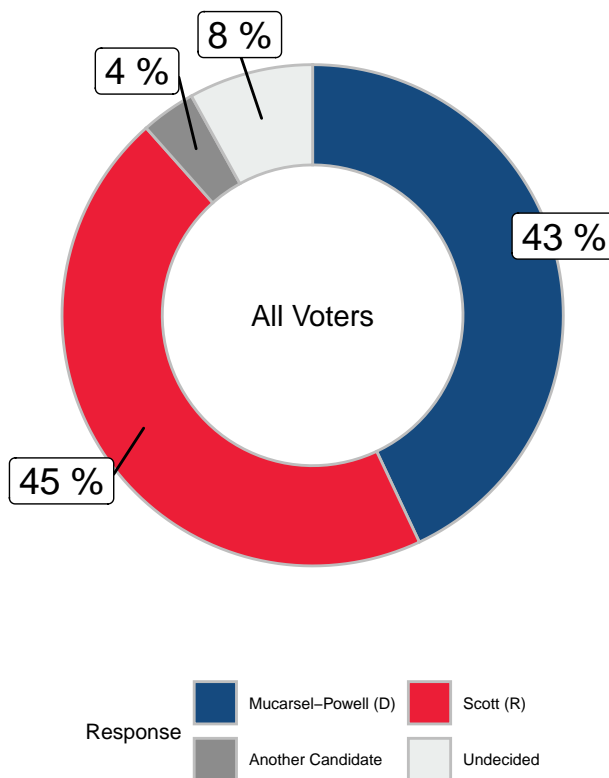
	White Non-College/College					
	Total	Black	Hispanic	Other	White Coll	White Non-Coll
Mucarsel-Powell (D)	-	-	-	-	-	-
Scott (R)	-	-	-	-	-	-
Another Candidate	-	-	-	-	-	-
Undecided	-	-	-	-	-	-
Unweighted Frequency	883	68	146	76	285	303
Weighted Frequency	883	105	155	51	233	339

### broken out by 2024 vote

	Total	2024 Vote				2024 Vote				
		Joe Biden	Donald Trump	Another Candidate	Undecided	Joe Biden	Donald Trump	RFK	Another Candidate	Undecided
Mucarsel-Powell (D)	-	-	-	-	-	-	-	-	-	-
Scott (R)	-	-	-	-	-	-	-	-	-	-
Another Candidate	-	-	-	-	-	-	-	-	-	-
Undecided	-	-	-	-	-	-	-	-	-	-
Unweighted Frequency	883	402	357	53	66	368	335	81	33	61
Weighted Frequency	883	367	408	40	68	327	384	87	34	51



**If the election for Senate were held today, and the candidates were Debbie Mucarsel-Powell representing the Democratic Party and Rick Scott representing the Republican Party? (likely voters)**



### broken out by age, gender, and region

	Total	Gender		Age	
		Male	Female	18-49	50+
Mucarsel-Powell (D)	-	-	-	-	-
Scott (R)	-	-	-	-	-
Another Candidate	-	-	-	-	-
Undecided	-	-	-	-	-
Unweighted Frequency	771	330	430	177	587
Weighted Frequency	771	379	390	275	496

### broken out by income, party ID

	Total	2020 Vote				Party ID		
		Joe Biden	Donald Trump	Another Candidate	Didn't Vote	Dem	GOP	Independent
Mucarsel-Powell (D)	-	-	-	-	-	-	-	-
Scott (R)	-	-	-	-	-	-	-	-
Another Candidate	-	-	-	-	-	-	-	-
Undecided	-	-	-	-	-	-	-	-
Unweighted Frequency	771	383	313	33	35	334	287	143
Weighted Frequency	771	367	381	8	15	314	321	137

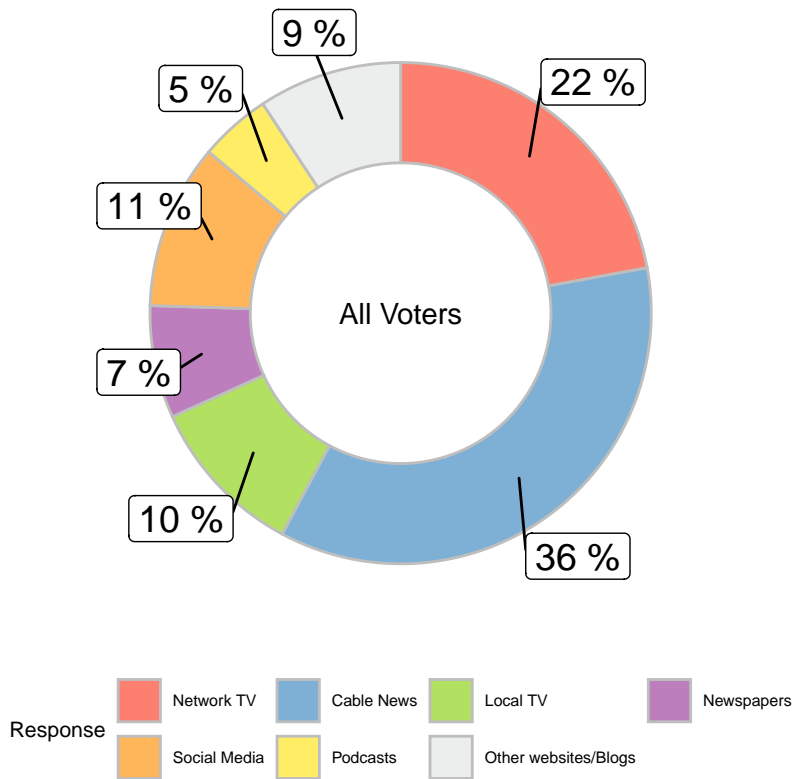
## broken out by White Non-College/College, Party ID

	White Non-College/College					
	Total	Black	Hispanic	Other	White Coll	White Non-Coll
Mucarsel-Powell (D)	-	-	-	-	-	-
Scott (R)	-	-	-	-	-	-
Another Candidate	-	-	-	-	-	-
Undecided	-	-	-	-	-	-
Unweighted Frequency	771	61	109	50	280	264
Weighted Frequency	771	96	128	36	225	286

## broken out by 2024 vote

	Total	2024 Vote				2024 Vote				
		Joe Biden	Donald Trump	Another Candidate	Undecided	Joe Biden	Donald Trump	RFK	Another Candidate	Undecided
Mucarsel-Powell (D)	-	-	-	-	-	-	-	-	-	-
Scott (R)	-	-	-	-	-	-	-	-	-	-
Another Candidate	-	-	-	-	-	-	-	-	-	-
Undecided	-	-	-	-	-	-	-	-	-	-
Unweighted Frequency	771	367	330	33	34	348	305	56	20	35
Weighted Frequency	771	333	376	27	36	308	348	65	19	30

## What source do you get the majority of your political news from? (all voters)



**broken out by age, gender, and region**

	Gender			Age	
	Total	Male	Female	18-49	50+
Network TV	-	-	-	-	-
Cable News	-	-	-	-	-
Local TV	-	-	-	-	-
Newspapers	-	-	-	-	-
Social Media	-	-	-	-	-
Podcasts	-	-	-	-	-
Other websites/Blogs	-	-	-	-	-
Unweighted Frequency	883	374	497	259	619
Weighted Frequency	883	431	449	367	516

**broken out by income, party ID**

	Total	2020 Vote				Party ID		
		Joe Biden	Donald Trump	Another Candidate	Didn't Vote	Dem	GOP	Independent
Network TV	-	-	-	-	-	-	-	-
Cable News	-	-	-	-	-	-	-	-
Local TV	-	-	-	-	-	-	-	-
Newspapers	-	-	-	-	-	-	-	-
Social Media	-	-	-	-	-	-	-	-
Podcasts	-	-	-	-	-	-	-	-
Other websites/Blogs	-	-	-	-	-	-	-	-
Unweighted Frequency	883	409	345	60	64	365	331	182
Weighted Frequency	883	405	441	13	24	347	367	170

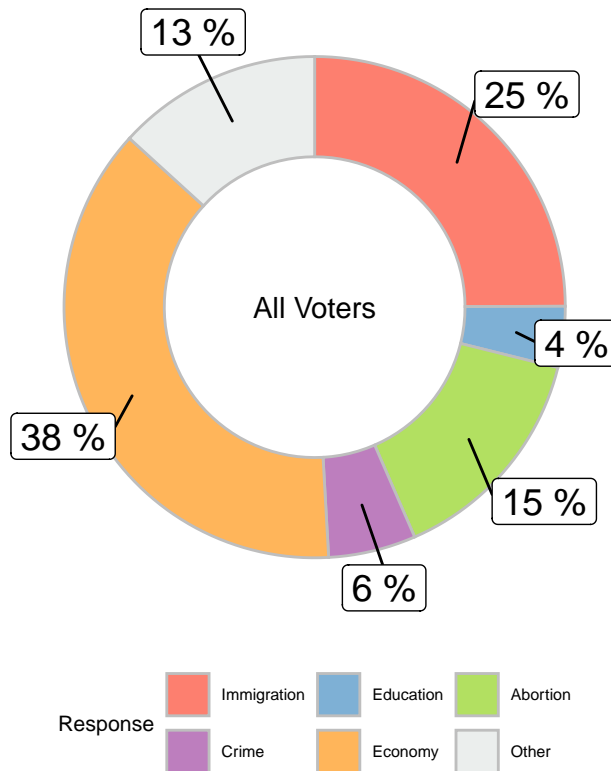
**broken out by White Non-College/College, Party ID**

	White Non-College/College					
	Total	Black	Hispanic	Other	White Coll	White Non-Coll
Network TV	-	-	-	-	-	-
Cable News	-	-	-	-	-	-
Local TV	-	-	-	-	-	-
Newspapers	-	-	-	-	-	-
Social Media	-	-	-	-	-	-
Podcasts	-	-	-	-	-	-
Other websites/Blogs	-	-	-	-	-	-
Unweighted Frequency	883	68	146	76	285	303
Weighted Frequency	883	105	155	51	233	339

**broken out by 2024 vote**

	Total	2024 Vote				2024 Vote				
		Joe Biden	Donald Trump	Another Candidate	Undecided	Joe Biden	Donald Trump	RFK	Another Candidate	Undecided
Network TV	-	-	-	-	-	-	-	-	-	-
Cable News	-	-	-	-	-	-	-	-	-	-
Local TV	-	-	-	-	-	-	-	-	-	-
Newspapers	-	-	-	-	-	-	-	-	-	-
Social Media	-	-	-	-	-	-	-	-	-	-
Podcasts	-	-	-	-	-	-	-	-	-	-
Other websites/Blogs	-	-	-	-	-	-	-	-	-	-
Unweighted Frequency	883	402	357	53	66	368	335	81	33	61
Weighted Frequency	883	367	408	40	68	327	384	87	34	51

## Which of the following is your most important issue in the upcoming Presidential Election? (all voters)



**broken out by age, gender, and region**

	Total	Gender		Age	
		Male	Female	18-49	50+
Immigration	-	-	-	-	-
Education	-	-	-	-	-
Abortion	-	-	-	-	-
Crime	-	-	-	-	-
Economy	-	-	-	-	-
Other	-	-	-	-	-
Unweighted Frequency	883	374	497	259	619
Weighted Frequency	883	431	449	367	516

**broken out by income, party ID**

	Total	2020 Vote				Party ID		
		Joe Biden	Donald Trump	Another Candidate	Didn't Vote	Dem	GOP	Independent
Immigration	-	-	-	-	-	-	-	-
Education	-	-	-	-	-	-	-	-
Abortion	-	-	-	-	-	-	-	-
Crime	-	-	-	-	-	-	-	-
Economy	-	-	-	-	-	-	-	-
Other	-	-	-	-	-	-	-	-
Unweighted Frequency	883	409	345	60	64	365	331	182
Weighted Frequency	883	405	441	13	24	347	367	170



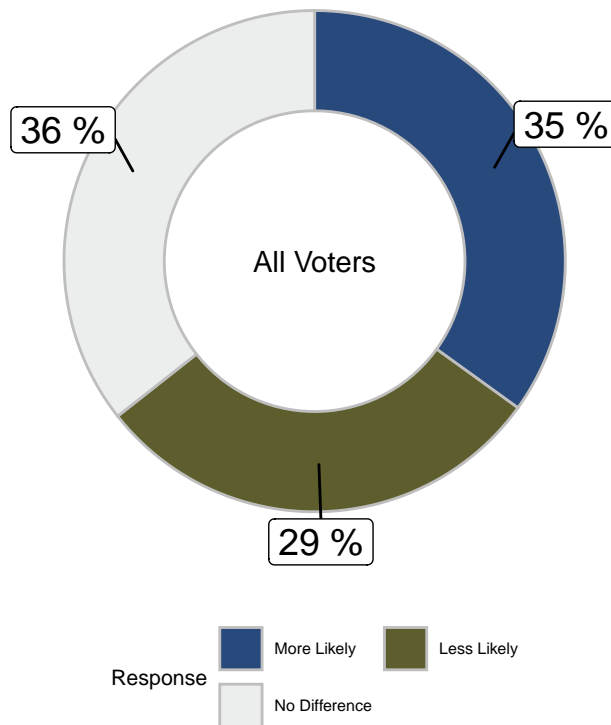
### broken out by White Non-College/College, Party ID

	White Non-College/College					
	Total	Black	Hispanic	Other	White Coll	White Non-Coll
Immigration	-	-	-	-	-	-
Education	-	-	-	-	-	-
Abortion	-	-	-	-	-	-
Crime	-	-	-	-	-	-
Economy	-	-	-	-	-	-
Other	-	-	-	-	-	-
Unweighted Frequency	883	68	146	76	285	303
Weighted Frequency	883	105	155	51	233	339

### broken out by 2024 vote

	Total	2024 Vote				2024 Vote				
		Joe Biden	Donald Trump	Another Candidate	Undecided	Joe Biden	Donald Trump	RFK	Another Candidate	Undecided
Immigration	-	-	-	-	-	-	-	-	-	-
Education	-	-	-	-	-	-	-	-	-	-
Abortion	-	-	-	-	-	-	-	-	-	-
Crime	-	-	-	-	-	-	-	-	-	-
Economy	-	-	-	-	-	-	-	-	-	-
Other	-	-	-	-	-	-	-	-	-	-
Unweighted Frequency	883	402	357	53	66	368	335	81	33	61
Weighted Frequency	883	367	408	40	68	327	384	87	34	51

## Did the criminal conviction of Donald Trump change your intended vote for President? (all voters)



**broken out by age, gender, and region**

	Total	Gender		Age	
		Male	Female	18-49	50+
More Likely	-	-	-	-	-
Less Likely	-	-	-	-	-
No Difference	-	-	-	-	-
Unweighted Frequency	883	374	497	259	619
Weighted Frequency	883	431	449	367	516

**broken out by income, party ID**

	Total	2020 Vote				Party ID		
		Joe Biden	Donald Trump	Another Candidate	Didn't Vote	Dem	GOP	Independent
More Likely	-	-	-	-	-	-	-	-
Less Likely	-	-	-	-	-	-	-	-
No Difference	-	-	-	-	-	-	-	-
Unweighted Frequency	883	409	345	60	64	365	331	182
Weighted Frequency	883	405	441	13	24	347	367	170

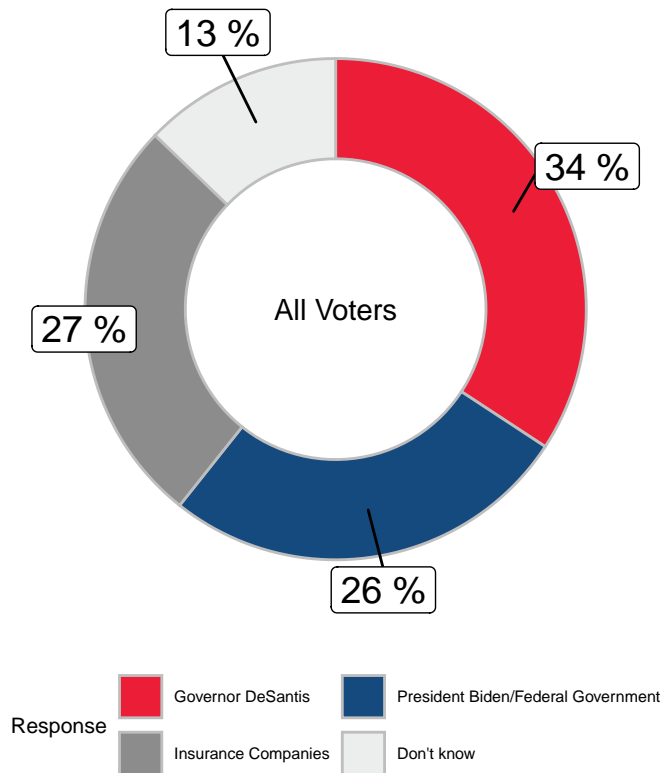
**broken out by White Non-College/College, Party ID**

	White Non-College/College					
	Total	Black	Hispanic	Other	White Coll	White Non-Coll
More Likely	-	-	-	-	-	-
Less Likely	-	-	-	-	-	-
No Difference	-	-	-	-	-	-
Unweighted Frequency	883	68	146	76	285	303
Weighted Frequency	883	105	155	51	233	339

**broken out by 2024 vote**

	2024 Vote					2024 Vote				
	Total	Joe Biden	Donald Trump	Another Candidate	Undecided	Joe Biden	Donald Trump	RFK	Another Candidate	Undecided
More Likely	-	-	-	-	-	-	-	-	-	-
Less Likely	-	-	-	-	-	-	-	-	-	-
No Difference	-	-	-	-	-	-	-	-	-	-
Unweighted Frequency	883	402	357	53	66	368	335	81	33	61
Weighted Frequency	883	367	408	40	68	327	384	87	34	51

## Who do you hold responsible for the high cost of insurance in Florida? (all voters)



## broken out by age, gender, and region

	Total	Gender		Age	
		Male	Female	18-49	50+
Governor DeSantis	-	-	-	-	-
President Biden/Federal Government	-	-	-	-	-
Insurance Companies	-	-	-	-	-
Don't know	-	-	-	-	-
Unweighted Frequency	883	374	497	259	619
Weighted Frequency	883	431	449	367	516

## broken out by income, party ID

	Total	2020 Vote				Party ID		
		Joe Biden	Donald Trump	Another Candidate	Didn't Vote	Dem	GOP	Independent
Governor DeSantis	-	-	-	-	-	-	-	-
President Biden/Federal Government	-	-	-	-	-	-	-	-
Insurance Companies	-	-	-	-	-	-	-	-
Don't know	-	-	-	-	-	-	-	-
Unweighted Frequency	883	409	345	60	64	365	331	182
Weighted Frequency	883	405	441	13	24	347	367	170

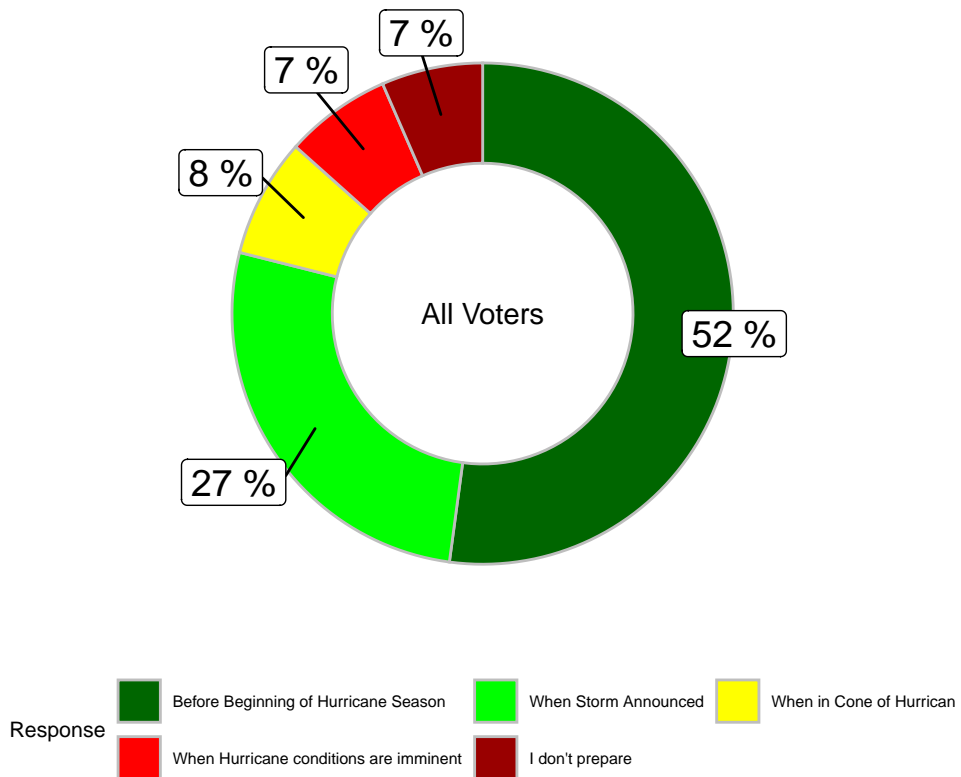
## broken out by White Non-College/College, Party ID

	White Non-College/College					
	Total	Black	Hispanic	Other	White Coll	White Non-Coll
Governor DeSantis	-	-	-	-	-	-
President Biden/Federal Government	-	-	-	-	-	-
Insurance Companies	-	-	-	-	-	-
Don't know	-	-	-	-	-	-
Unweighted Frequency	883	68	146	76	285	303
Weighted Frequency	883	105	155	51	233	339

## broken out by 2024 vote

	Total	2024 Vote				2024 Vote				
		Joe Biden	Donald Trump	Another Candidate	Undecided	Joe Biden	Donald Trump	RFK	Another Candidate	Undecided
Governor DeSantis	-	-	-	-	-	-	-	-	-	-
President Biden/Federal Government	-	-	-	-	-	-	-	-	-	-
Insurance Companies	-	-	-	-	-	-	-	-	-	-
Don't know	-	-	-	-	-	-	-	-	-	-
Unweighted Frequency	883	402	357	53	66	368	335	81	33	61
Weighted Frequency	883	367	408	40	68	327	384	87	34	51

## When do you start preparing for Hurricanes? (all voters)





## broken out by age, gender, and region

	Total	Gender		Age	
		Male	Female	18-49	50+
Before Beginning of Hurricane Season	-	-	-	-	-
When Storm Announced	-	-	-	-	-
When in Cone of Hurrican	-	-	-	-	-
When Hurricane conditions are imminent	-	-	-	-	-
I don't prepare	-	-	-	-	-
Unweighted Frequency	883	374	497	259	619
Weighted Frequency	883	431	449	367	516

## broken out by income, party ID

	Total	2020 Vote				Party ID		
		Joe Biden	Donald Trump	Another Candidate	Didn't Vote	Dem	GOP	Independent
Before Beginning of Hurricane Season	-	-	-	-	-	-	-	-
When Storm Announced	-	-	-	-	-	-	-	-
When in Cone of Hurrican	-	-	-	-	-	-	-	-
When Hurricane conditions are imminent	-	-	-	-	-	-	-	-
I don't prepare	-	-	-	-	-	-	-	-
Unweighted Frequency	883	409	345	60	64	365	331	182
Weighted Frequency	883	405	441	13	24	347	367	170

## broken out by White Non-College/College, Party ID

	White Non-College/College					
	Total	Black	Hispanic	Other	White Coll	White Non-Coll
Before Beginning of Hurricane Season	-	-	-	-	-	-
When Storm Announced	-	-	-	-	-	-
When in Cone of Hurrican	-	-	-	-	-	-
When Hurricane conditions are imminent	-	-	-	-	-	-
I don't prepare	-	-	-	-	-	-
Unweighted Frequency	883	68	146	76	285	303
Weighted Frequency	883	105	155	51	233	339

## broken out by 2024 vote

	Total	2024 Vote				2024 Vote				
		Joe Biden	Donald Trump	Another Candidate	Undecided	Joe Biden	Donald Trump	RFK	Another Candidate	Undecided
Before Beginning of Hurricane Season	-	-	-	-	-	-	-	-	-	-
When Storm Announced	-	-	-	-	-	-	-	-	-	-
When in Cone of Hurrican	-	-	-	-	-	-	-	-	-	-
When Hurricane conditions are imminent	-	-	-	-	-	-	-	-	-	-
I don't prepare	-	-	-	-	-	-	-	-	-	-
Unweighted Frequency	883	402	357	53	66	368	335	81	33	61
Weighted Frequency	883	367	408	40	68	327	384	87	34	51