

Mainstreet Research Survey - Virginia



About Mainstreet

Founded in 2010, Mainstreet Research is recognized as one of Canada's top public opinion and market research firms. Since our founding, we have been providing actionable and data-driven insights to our clients to help them make their most important evidence-based strategic decisions.

Mainstreet has an impressive track record in accurately forecasting election results in Canada and the United States and has become a trusted source for comprehensive market research, analysis and advice. Our insights are found in major media outlets across the country.

Mainstreet Research is a proud corporate member of CRIC and exceeds all Canadian and international standards for market research and public opinion research.

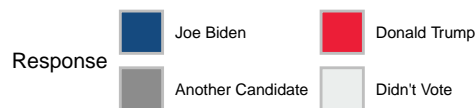
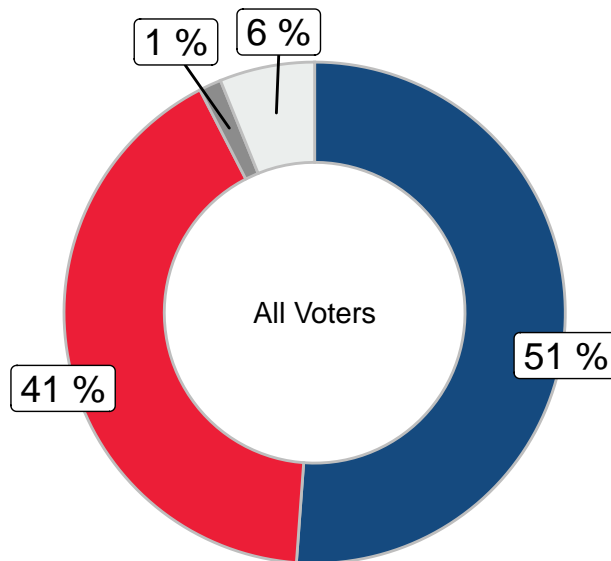
Methodology

The analysis in this report is based on results of a survey conducted from Friday, July 12th to Monday, July 15th, 2024, among a sample of 918 Registered Voters, 18 years of age or older, living in Virginia. The survey was conducted IVR and an online panel to complete the survey. The survey is intended to represent the voting population in Virginia. Weights are applied for Gender, Race, Education and Past vote. Party ID is determined by asking which party each respondent most identifies with, as some states do not have voter registration by party.

Since the poll was partially completed online, a margin of error cannot be assigned to the poll, but a poll of this size would have a margin of error of +/- 3.2% at the 95% confidence level. Margins of error are higher in each subsample.

This poll was commissioned by and is the exclusive property of Mainstreet Research and FAU. Any reproduction, in whole or in part of this report or the data contained herein is expressly prohibited without written authorization by Mainstreet Research and FAU.

In the most recent Presidential election (November 2020) which party did you vote for in the Presidential election? (all voters)



broken out by age, gender, and region

	Gender			Age	
	Total	Male	Female	18-49	50+
Joe Biden	-	-	-	-	-
Donald Trump	-	-	-	-	-
Another Candidate	-	-	-	-	-
Didn't Vote	-	-	-	-	-
Unweighted Frequency	617	263	341	182	435
Weighted Frequency	617	301	313	257	360

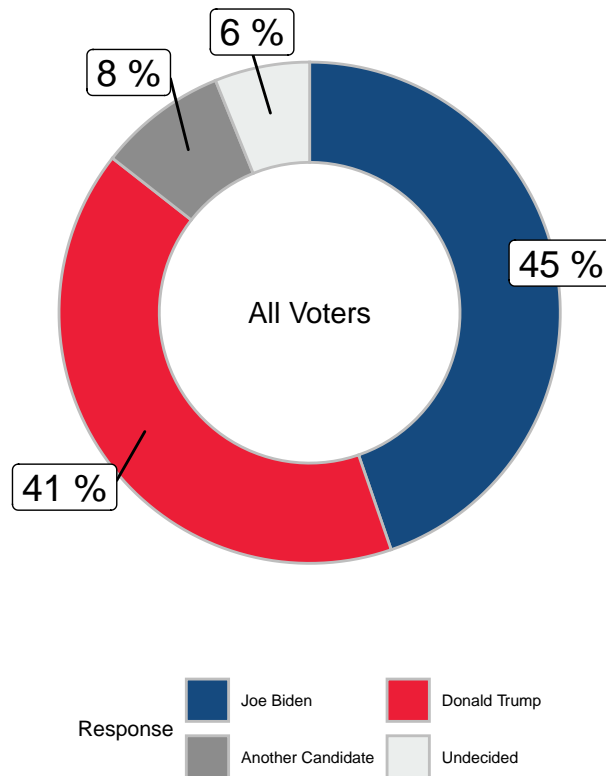
broken out by income, party ID

	2020 Vote					Party ID		
	Total	Joe Biden	Donald Trump	Another Candidate	Didn't Vote	Dem	GOP	Independent
Joe Biden	-	-	-	-	-	-	-	-
Donald Trump	-	-	-	-	-	-	-	-
Another Candidate	-	-	-	-	-	-	-	-
Didn't Vote	-	-	-	-	-	-	-	-
Unweighted Frequency	617	293	228	44	52	228	223	166
Weighted Frequency	617	316	255	9	38	240	235	142

broken out by White Non-College/College, Party ID

	White Non-College/College					
	Total	Black	Hispanic	Other	White Coll	White Non-Coll
Joe Biden	-	-	-	-	-	-
Donald Trump	-	-	-	-	-	-
Another Candidate	-	-	-	-	-	-
Didn't Vote	-	-	-	-	-	-
Unweighted Frequency	617	62	78	80	224	173
Weighted Frequency	617	81	51	62	223	200

If the election for President were held today, and the candidates were Joe Biden and Donald Trump, which candidate would you support? (all voters)



broken out by age, gender, and region

	Gender			Age	
	Total	Male	Female	18-49	50+
Joe Biden	-	-	-	-	-
Donald Trump	-	-	-	-	-
Another Candidate	-	-	-	-	-
Undecided	-	-	-	-	-
Unweighted Frequency	617	263	341	182	435
Weighted Frequency	617	301	313	257	360

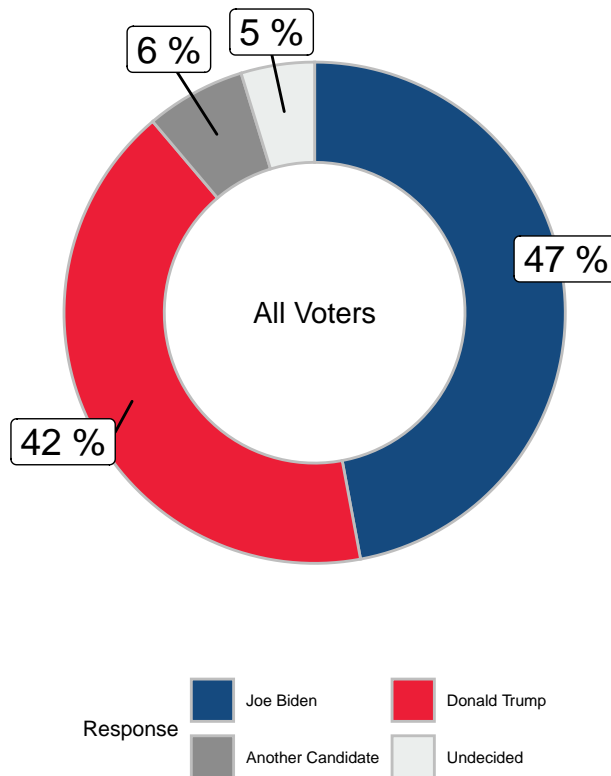
broken out by income, party ID

	2020 Vote					Party ID		
	Total	Joe Biden	Donald Trump	Another Candidate	Didn't Vote	Dem	GOP	Independent
Joe Biden	-	-	-	-	-	-	-	-
Donald Trump	-	-	-	-	-	-	-	-
Another Candidate	-	-	-	-	-	-	-	-
Undecided	-	-	-	-	-	-	-	-
Unweighted Frequency	617	293	228	44	52	228	223	166
Weighted Frequency	617	316	255	9	38	240	235	142

broken out by White Non-College/College, Party ID

	White Non-College/College					
	Total	Black	Hispanic	Other	White Coll	White Non-Coll
Joe Biden	-	-	-	-	-	-
Donald Trump	-	-	-	-	-	-
Another Candidate	-	-	-	-	-	-
Undecided	-	-	-	-	-	-
Unweighted Frequency	617	62	78	80	224	173
Weighted Frequency	617	81	51	62	223	200

If the election for President were held today, and the candidates were Joe Biden and Donald Trump, which candidate would you support? (likely voters)



broken out by age, gender, and region

	Total	Gender		Age	
		Male	Female	18-49	50+
Joe Biden	-	-	-	-	-
Donald Trump	-	-	-	-	-
Another Candidate	-	-	-	-	-
Undecided	-	-	-	-	-
Unweighted Frequency	544	240	291	128	416
Weighted Frequency	544	280	283	219	347

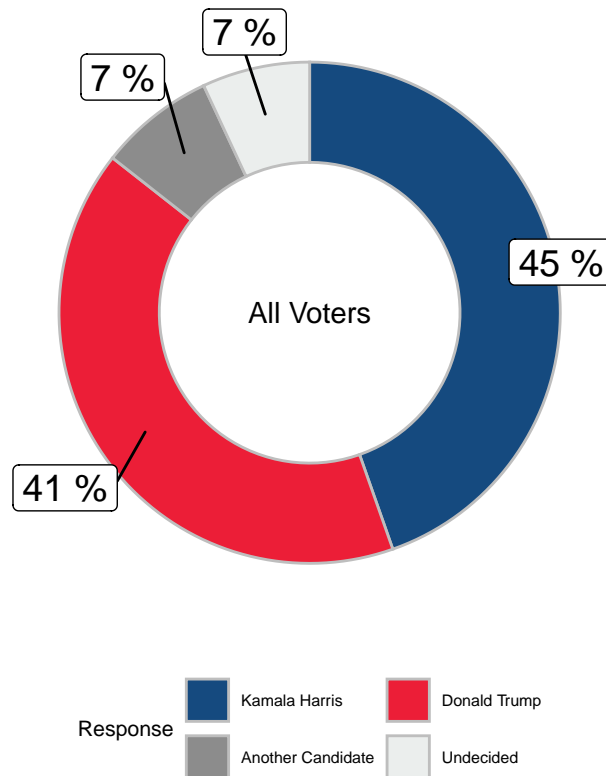
broken out by income, party ID

	Total	2020 Vote				Party ID		
		Joe Biden	Donald Trump	Another Candidate	Didn't Vote	Dem	GOP	Independent
Joe Biden	-	-	-	-	-	-	-	-
Donald Trump	-	-	-	-	-	-	-	-
Another Candidate	-	-	-	-	-	-	-	-
Undecided	-	-	-	-	-	-	-	-
Unweighted Frequency	544	277	213	30	24	211	194	139
Weighted Frequency	544	296	241	6	23	230	212	123

broken out by White Non-College/College, Party ID

	White Non-College/College					
	Total	Black	Hispanic	Other	White Coll	White Non-Coll
Joe Biden	-	-	-	-	-	-
Donald Trump	-	-	-	-	-	-
Another Candidate	-	-	-	-	-	-
Undecided	-	-	-	-	-	-
Unweighted Frequency	544	57	44	58	219	166
Weighted Frequency	544	73	35	46	218	193

If the election for President were held today, and the candidates were Kamala Harris and Donald Trump, which candidate would you support? (all voters)



broken out by age, gender, and region

	Total	Gender		Age	
		Male	Female	18-49	50+
Kamala Harris	-	-	-	-	-
Donald Trump	-	-	-	-	-
Another Candidate	-	-	-	-	-
Undecided	-	-	-	-	-
Unweighted Frequency	617	263	341	182	435
Weighted Frequency	617	301	313	257	360

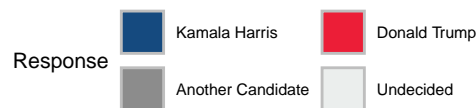
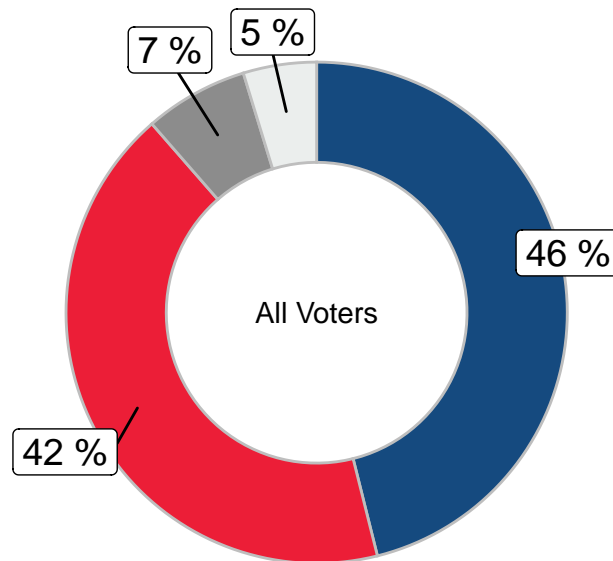
broken out by income, party ID

	Total	2020 Vote				Party ID		
		Joe Biden	Donald Trump	Another Candidate	Didn't Vote	Dem	GOP	Independent
Kamala Harris	-	-	-	-	-	-	-	-
Donald Trump	-	-	-	-	-	-	-	-
Another Candidate	-	-	-	-	-	-	-	-
Undecided	-	-	-	-	-	-	-	-
Unweighted Frequency	617	293	228	44	52	228	223	166
Weighted Frequency	617	316	255	9	38	240	235	142

broken out by White Non-College/College, Party ID

	White Non-College/College					
	Total	Black	Hispanic	Other	White Coll	White Non-Coll
Kamala Harris	-	-	-	-	-	-
Donald Trump	-	-	-	-	-	-
Another Candidate	-	-	-	-	-	-
Undecided	-	-	-	-	-	-
Unweighted Frequency	617	62	78	80	224	173
Weighted Frequency	617	81	51	62	223	200

If the election for President were held today, and the candidates were Kamala Harris and Donald Trump, which candidate would you support? (likely voters)



broken out by age, gender, and region

	Total	Gender		Age	
		Male	Female	18-49	50+
Kamala Harris	-	-	-	-	-
Donald Trump	-	-	-	-	-
Another Candidate	-	-	-	-	-
Undecided	-	-	-	-	-
Unweighted Frequency	544	240	291	128	416
Weighted Frequency	544	280	283	219	347

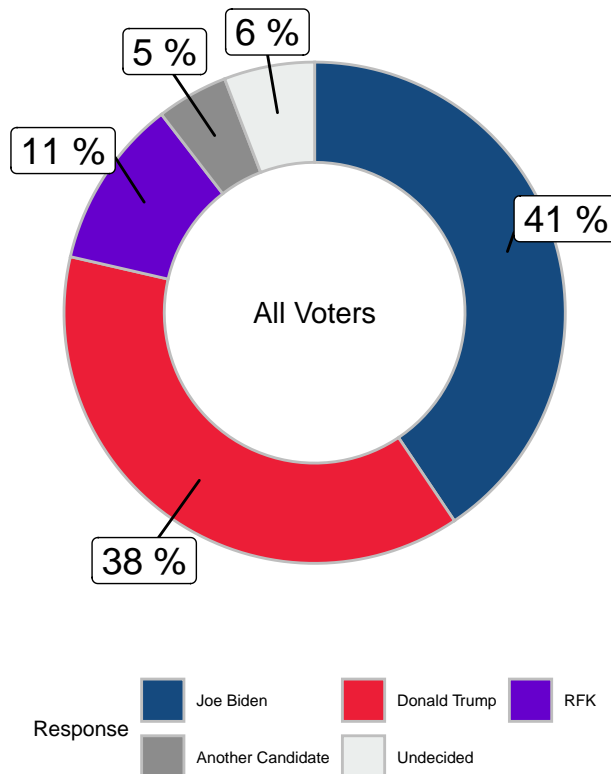
broken out by income, party ID

	Total	2020 Vote				Party ID		
		Joe Biden	Donald Trump	Another Candidate	Didn't Vote	Dem	GOP	Independent
Kamala Harris	-	-	-	-	-	-	-	-
Donald Trump	-	-	-	-	-	-	-	-
Another Candidate	-	-	-	-	-	-	-	-
Undecided	-	-	-	-	-	-	-	-
Unweighted Frequency	544	277	213	30	24	211	194	139
Weighted Frequency	544	296	241	6	23	230	212	123

broken out by White Non-College/College, Party ID

	White Non-College/College					
	Total	Black	Hispanic	Other	White Coll	White Non-Coll
Kamala Harris	-	-	-	-	-	-
Donald Trump	-	-	-	-	-	-
Another Candidate	-	-	-	-	-	-
Undecided	-	-	-	-	-	-
Unweighted Frequency	544	57	44	58	219	166
Weighted Frequency	544	73	35	46	218	193

If the election for President were held today, and the candidates were Joe Biden, Donald Trump and RFK Jr, which candidate would you support? (all voters)



broken out by age, gender, and region

	Gender			Age	
	Total	Male	Female	18-49	50+
Joe Biden	-	-	-	-	-
Donald Trump	-	-	-	-	-
RFK	-	-	-	-	-
Another Candidate	-	-	-	-	-
Undecided	-	-	-	-	-
Unweighted Frequency	617	263	341	182	435
Weighted Frequency	617	301	313	257	360

broken out by income, party ID

	2020 Vote					Party ID		
	Total	Joe Biden	Donald Trump	Another Candidate	Didn't Vote	Dem	GOP	Independent
Joe Biden	-	-	-	-	-	-	-	-
Donald Trump	-	-	-	-	-	-	-	-
RFK	-	-	-	-	-	-	-	-
Another Candidate	-	-	-	-	-	-	-	-
Undecided	-	-	-	-	-	-	-	-
Unweighted Frequency	617	293	228	44	52	228	223	166
Weighted Frequency	617	316	255	9	38	240	235	142

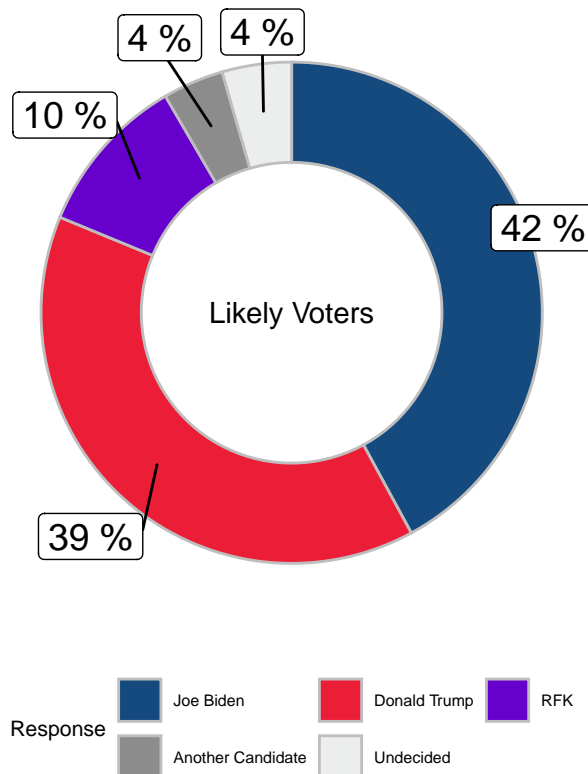
broken out by White Non-College/College, Party ID

	White Non-College/College					
	Total	Black	Hispanic	Other	White Coll	White Non-Coll
Joe Biden	-	-	-	-	-	-
Donald Trump	-	-	-	-	-	-
RFK	-	-	-	-	-	-
Another Candidate	-	-	-	-	-	-
Undecided	-	-	-	-	-	-
Unweighted Frequency	617	62	78	80	224	173
Weighted Frequency	617	81	51	62	223	200

broken out by 2024 vote

	2024 Vote				
	Total	Joe Biden	Donald Trump	Another Candidate	Undecided
Joe Biden	-	-	-	-	-
Donald Trump	-	-	-	-	-
RFK	-	-	-	-	-
Another Candidate	-	-	-	-	-
Undecided	-	-	-	-	-
Unweighted Frequency	617	271	238	61	47
Weighted Frequency	617	276	252	51	38

If the election for President were held today, and the candidates were Joe Biden, Donald Trump and RFK Jr, which candidate would you support? (likely voters)



broken out by age, gender, and region

	Gender			Age	
	Total	Male	Female	18-49	50+
Joe Biden	-	-	-	-	-
Donald Trump	-	-	-	-	-
RFK	-	-	-	-	-
Another Candidate	-	-	-	-	-
Undecided	-	-	-	-	-
Unweighted Frequency	544	240	291	128	416
Weighted Frequency	544	280	283	219	347

broken out by income, party ID

	2020 Vote					Party ID		
	Total	Joe Biden	Donald Trump	Another Candidate	Didn't Vote	Dem	GOP	Independent
Joe Biden	-	-	-	-	-	-	-	-
Donald Trump	-	-	-	-	-	-	-	-
RFK	-	-	-	-	-	-	-	-
Another Candidate	-	-	-	-	-	-	-	-
Undecided	-	-	-	-	-	-	-	-
Unweighted Frequency	544	277	213	30	24	211	194	139
Weighted Frequency	544	296	241	6	23	230	212	123

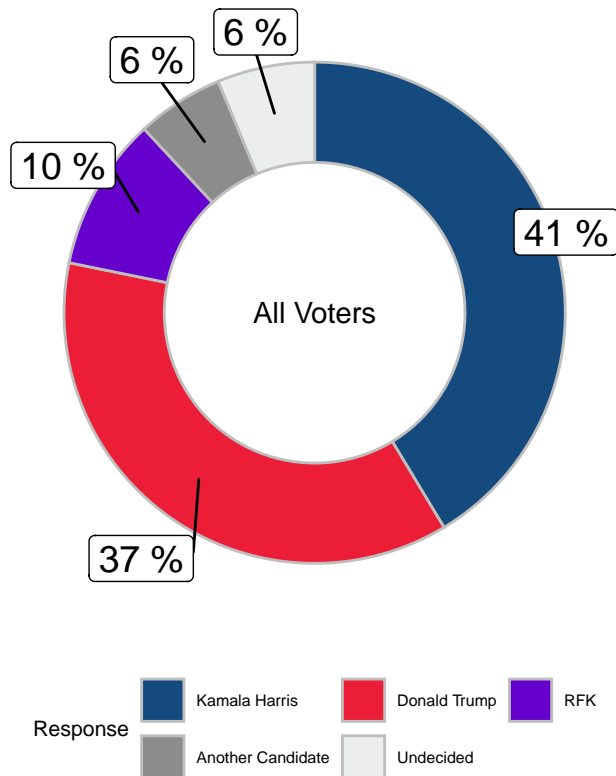
broken out by White Non-College/College, Party ID

	White Non-College/College					
	Total	Black	Hispanic	Other	White Coll	White Non-Coll
Joe Biden	-	-	-	-	-	-
Donald Trump	-	-	-	-	-	-
RFK	-	-	-	-	-	-
Another Candidate	-	-	-	-	-	-
Undecided	-	-	-	-	-	-
Unweighted Frequency	544	57	44	58	219	166
Weighted Frequency	544	73	35	46	218	193

broken out by 2024 vote

	2024 Vote				
	Total	Joe Biden	Donald Trump	Another Candidate	Undecided
Joe Biden	-	-	-	-	-
Donald Trump	-	-	-	-	-
RFK	-	-	-	-	-
Another Candidate	-	-	-	-	-
Undecided	-	-	-	-	-
Unweighted Frequency	544	255	217	42	30
Weighted Frequency	544	266	236	36	27

If the election for President were held today, and the candidates were Kamala Harris, Donald Trump and RFK Jr, which candidate would you support? (all voters)



broken out by age, gender, and region

	Gender			Age	
	Total	Male	Female	18-49	50+
Kamala Harris	-	-	-	-	-
Donald Trump	-	-	-	-	-
RFK	-	-	-	-	-
Another Candidate	-	-	-	-	-
Undecided	-	-	-	-	-
Unweighted Frequency	617	263	341	182	435
Weighted Frequency	617	301	313	257	360

broken out by income, party ID

	Total	2020 Vote				Party ID		
		Joe Biden	Donald Trump	Another Candidate	Didn't Vote	Dem	GOP	Independent
Kamala Harris	-	-	-	-	-	-	-	-
Donald Trump	-	-	-	-	-	-	-	-
RFK	-	-	-	-	-	-	-	-
Another Candidate	-	-	-	-	-	-	-	-
Undecided	-	-	-	-	-	-	-	-
Unweighted Frequency	617	293	228	44	52	228	223	166
Weighted Frequency	617	316	255	9	38	240	235	142

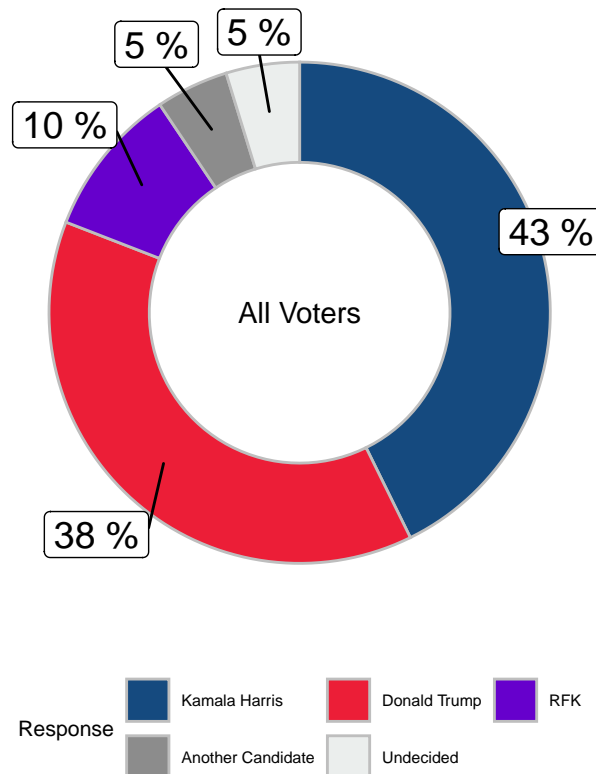
broken out by White Non-College/College, Party ID

	White Non-College/College					
	Total	Black	Hispanic	Other	White Coll	White Non-Coll
Kamala Harris	-	-	-	-	-	-
Donald Trump	-	-	-	-	-	-
RFK	-	-	-	-	-	-
Another Candidate	-	-	-	-	-	-
Undecided	-	-	-	-	-	-
Unweighted Frequency	617	62	78	80	224	173
Weighted Frequency	617	81	51	62	223	200

broken out by 2024 vote

	2024 Vote				
	Total	Joe Biden	Donald Trump	Another Candidate	Undecided
Kamala Harris	-	-	-	-	-
Donald Trump	-	-	-	-	-
RFK	-	-	-	-	-
Another Candidate	-	-	-	-	-
Undecided	-	-	-	-	-
Unweighted Frequency	617	271	238	61	47
Weighted Frequency	617	276	252	51	38

If the election for President were held today, and the candidates were Kamala Harris, Donald Trump and RFK Jr, which candidate would you support? (likely voters)



broken out by age, gender, and region

	Total	Gender		Age	
		Male	Female	18-49	50+
Kamala Harris	-	-	-	-	-
Donald Trump	-	-	-	-	-
RFK	-	-	-	-	-
Another Candidate	-	-	-	-	-
Undecided	-	-	-	-	-
Unweighted Frequency	544	240	291	128	416
Weighted Frequency	544	280	283	219	347

broken out by income, party ID

	Total	2020 Vote				Party ID		
		Joe Biden	Donald Trump	Another Candidate	Didn't Vote	Dem	GOP	Independent
Kamala Harris	-	-	-	-	-	-	-	-
Donald Trump	-	-	-	-	-	-	-	-
RFK	-	-	-	-	-	-	-	-
Another Candidate	-	-	-	-	-	-	-	-
Undecided	-	-	-	-	-	-	-	-
Unweighted Frequency	544	277	213	30	24	211	194	139
Weighted Frequency	544	296	241	6	23	230	212	123

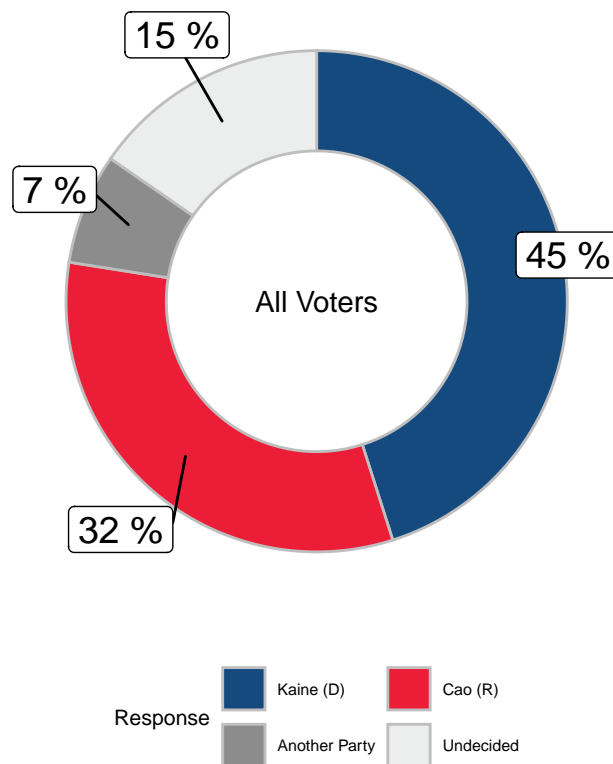
broken out by White Non-College/College, Party ID

	White Non-College/College					
	Total	Black	Hispanic	Other	White Coll	White Non-Coll
Kamala Harris	-	-	-	-	-	-
Donald Trump	-	-	-	-	-	-
RFK	-	-	-	-	-	-
Another Candidate	-	-	-	-	-	-
Undecided	-	-	-	-	-	-
Unweighted Frequency	544	57	44	58	219	166
Weighted Frequency	544	73	35	46	218	193

broken out by 2024 vote

	2024 Vote				
	Total	Joe Biden	Donald Trump	Another Candidate	Undecided
Kamala Harris	-	-	-	-	-
Donald Trump	-	-	-	-	-
RFK	-	-	-	-	-
Another Candidate	-	-	-	-	-
Undecided	-	-	-	-	-
Unweighted Frequency	544	255	217	42	30
Weighted Frequency	544	266	236	36	27

If the election for Senate were held today, and the candidates were Tim Kaine representing the Democratic Party and Hung Cao representing the Republican Party? (all voters)



broken out by age, gender, and region

	Gender			Age	
	Total	Male	Female	18-49	50+
Kaine (D)	-	-	-	-	-
Cao (R)	-	-	-	-	-
Another Party	-	-	-	-	-
Undecided	-	-	-	-	-
Unweighted Frequency	617	263	341	182	435
Weighted Frequency	617	301	313	257	360

broken out by income, party ID

	Total	2020 Vote				Party ID		
		Joe Biden	Donald Trump	Another Candidate	Didn't Vote	Dem	GOP	Independent
Kaine (D)	-	-	-	-	-	-	-	-
Cao (R)	-	-	-	-	-	-	-	-
Another Party	-	-	-	-	-	-	-	-
Undecided	-	-	-	-	-	-	-	-
Unweighted Frequency	617	293	228	44	52	228	223	166
Weighted Frequency	617	316	255	9	38	240	235	142

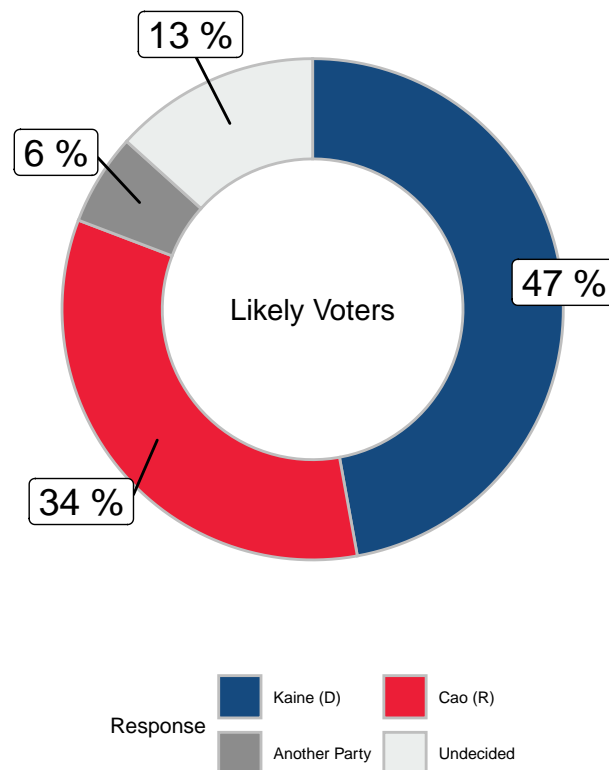
broken out by White Non-College/College, Party ID

	White Non-College/College					
	Total	Black	Hispanic	Other	White Coll	White Non-Coll
Kaine (D)	-	-	-	-	-	-
Cao (R)	-	-	-	-	-	-
Another Party	-	-	-	-	-	-
Undecided	-	-	-	-	-	-
Unweighted Frequency	617	62	78	80	224	173
Weighted Frequency	617	81	51	62	223	200

broken out by 2024 vote

	Total	2024 Vote				2024 Vote				
		Joe Biden	Donald Trump	Another Candidate	Undecided	Joe Biden	Donald Trump	RFK	Another Candidate	Undecided
Kaine (D)	-	-	-	-	-	-	-	-	-	-
Cao (R)	-	-	-	-	-	-	-	-	-	-
Another Party	-	-	-	-	-	-	-	-	-	-
Undecided	-	-	-	-	-	-	-	-	-	-
Unweighted Frequency	617	271	238	61	47	255	216	63	40	43
Weighted Frequency	617	276	252	51	38	250	234	68	28	36

If the election for Senate were held today, and the candidates were Tim Kaine representing the Democratic Party and Hung Cao representing the Republican Party? (likely voters)



broken out by age, gender, and region

	Gender			Age	
	Total	Male	Female	18-49	50+
Kaine (D)	-	-	-	-	-
Cao (R)	-	-	-	-	-
Another Party	-	-	-	-	-
Undecided	-	-	-	-	-
Unweighted Frequency	544	240	291	128	416
Weighted Frequency	544	280	283	219	347

broken out by income, party ID

	2020 Vote					Party ID		
	Total	Joe Biden	Donald Trump	Another Candidate	Didn't Vote	Dem	GOP	Independent
Kaine (D)	-	-	-	-	-	-	-	-
Cao (R)	-	-	-	-	-	-	-	-
Another Party	-	-	-	-	-	-	-	-
Undecided	-	-	-	-	-	-	-	-
Unweighted Frequency	544	277	213	30	24	211	194	139
Weighted Frequency	544	296	241	6	23	230	212	123

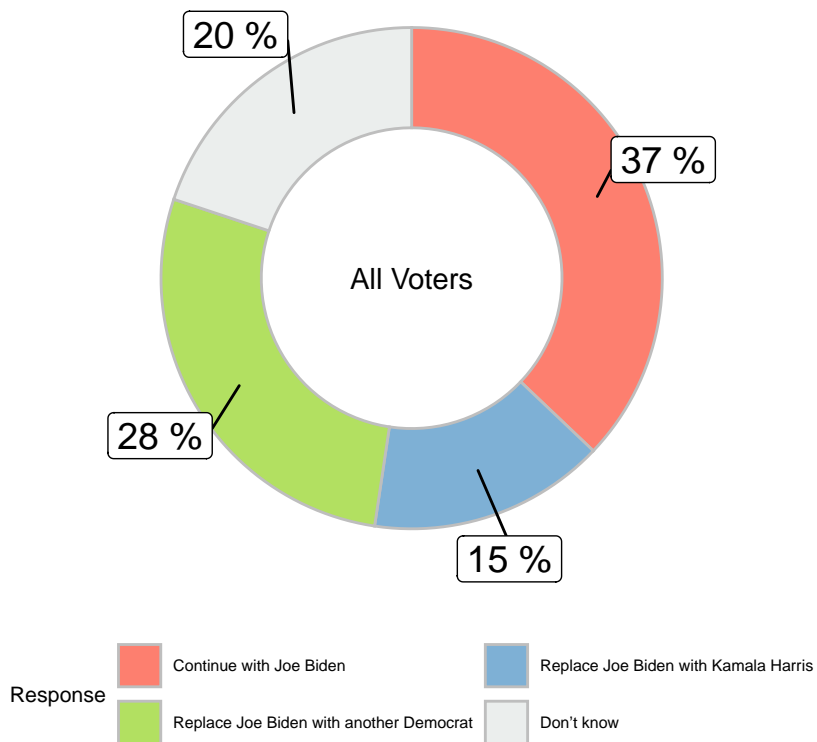
broken out by White Non-College/College, Party ID

	White Non-College/College					
	Total	Black	Hispanic	Other	White Coll	White Non-Coll
Kaine (D)	-	-	-	-	-	-
Cao (R)	-	-	-	-	-	-
Another Party	-	-	-	-	-	-
Undecided	-	-	-	-	-	-
Unweighted Frequency	544	57	44	58	219	166
Weighted Frequency	544	73	35	46	218	193

broken out by 2024 vote

	Total	2024 Vote				2024 Vote				
		Joe Biden	Donald Trump	Another Candidate	Undecided	Joe Biden	Donald Trump	RFK	Another Candidate	Undecided
Kaine (D)	-	-	-	-	-	-	-	-	-	-
Cao (R)	-	-	-	-	-	-	-	-	-	-
Another Party	-	-	-	-	-	-	-	-	-	-
Undecided	-	-	-	-	-	-	-	-	-	-
Unweighted Frequency	544	255	217	42	30	237	201	48	29	29
Weighted Frequency	544	266	236	36	27	238	221	59	22	25

In the aftermath of the debate, what do you think the Democratic party should do? (all voters)



broken out by age, gender, and region

	Total	Gender		Age	
		Male	Female	18-49	50+
Continue with Joe Biden	-	-	-	-	-
Replace Joe Biden with Kamala Harris	-	-	-	-	-
Replace Joe Biden with another Democrat	-	-	-	-	-
Don't know	-	-	-	-	-
Unweighted Frequency	617	263	341	182	435
Weighted Frequency	617	301	313	257	360

broken out by income, party ID

	Total	2020 Vote				Party ID		
		Joe Biden	Donald Trump	Another Candidate	Didn't Vote	Dem	GOP	Independent
Continue with Joe Biden	-	-	-	-	-	-	-	-
Replace Joe Biden with Kamala Harris	-	-	-	-	-	-	-	-
Replace Joe Biden with another Democrat	-	-	-	-	-	-	-	-
Don't know	-	-	-	-	-	-	-	-
Unweighted Frequency	617	293	228	44	52	228	223	166
Weighted Frequency	617	316	255	9	38	240	235	142

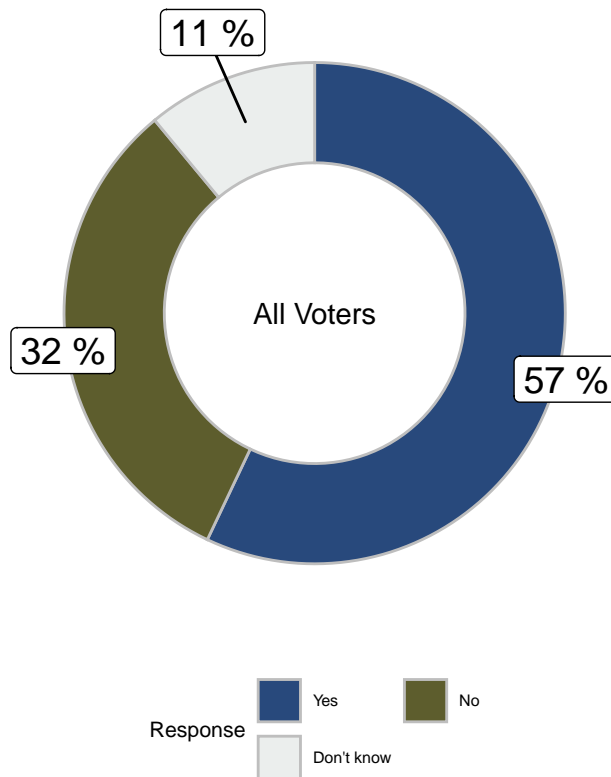
broken out by White Non-College/College, Party ID

	White Non-College/College					
	Total	Black	Hispanic	Other	White Coll	White Non-Coll
Continue with Joe Biden	-	-	-	-	-	-
Replace Joe Biden with Kamala Harris	-	-	-	-	-	-
Replace Joe Biden with another Democrat	-	-	-	-	-	-
Don't know	-	-	-	-	-	-
Unweighted Frequency	617	62	78	80	224	173
Weighted Frequency	617	81	51	62	223	200

broken out by 2024 vote

	2024 Vote					2024 Vote				
	Total	Joe Biden	Donald Trump	Another Candidate	Undecided	Joe Biden	Donald Trump	RFK	Another Candidate	Undecided
Continue with Joe Biden	-	-	-	-	-	-	-	-	-	-
Replace Joe Biden with Kamala Harris	-	-	-	-	-	-	-	-	-	-
Replace Joe Biden with another Democrat	-	-	-	-	-	-	-	-	-	-
Don't know	-	-	-	-	-	-	-	-	-	-
Unweighted Frequency	617	271	238	61	47	255	216	63	40	43
Weighted Frequency	617	276	252	51	38	250	234	68	28	36

Have you heard of Project 2025 recent in the media or through online news articles? (all voters)



broken out by age, gender, and region

	Total	Gender		Age	
		Male	Female	18-49	50+
Yes	-	-	-	-	-
No	-	-	-	-	-
Don't know	-	-	-	-	-
Unweighted Frequency	617	263	341	182	435
Weighted Frequency	617	301	313	257	360

broken out by income, party ID

	Total	2020 Vote				Party ID		
		Joe Biden	Donald Trump	Another Candidate	Didn't Vote	Dem	GOP	Independent
Yes	-	-	-	-	-	-	-	-
No	-	-	-	-	-	-	-	-
Don't know	-	-	-	-	-	-	-	-
Unweighted Frequency	617	293	228	44	52	228	223	166
Weighted Frequency	617	316	255	9	38	240	235	142

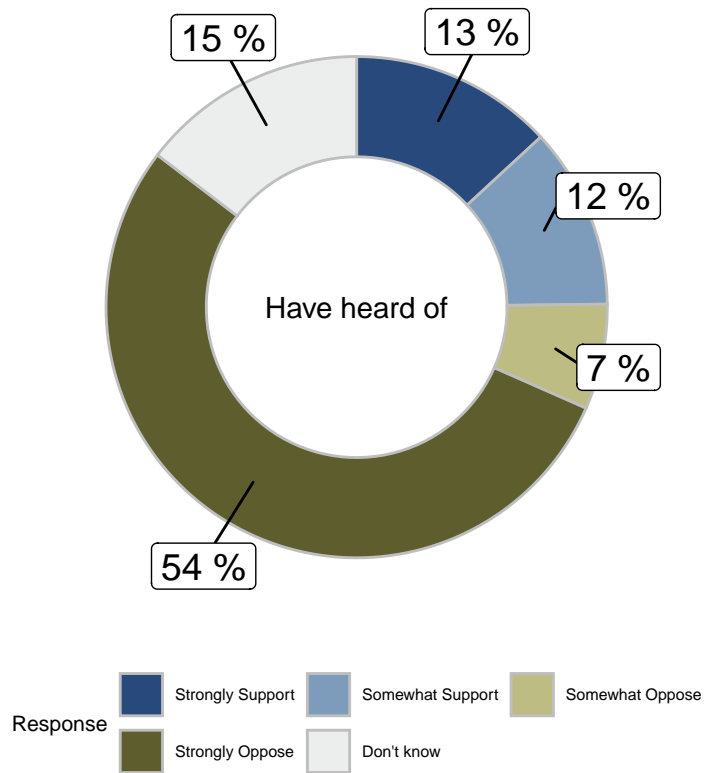
broken out by White Non-College/College, Party ID

	White Non-College/College					
	Total	Black	Hispanic	Other	White Coll	White Non-Coll
Yes	-	-	-	-	-	-
No	-	-	-	-	-	-
Don't know	-	-	-	-	-	-
Unweighted Frequency	617	62	78	80	224	173
Weighted Frequency	617	81	51	62	223	200

broken out by 2024 vote

	2024 Vote					2024 Vote				
	Total	Joe Biden	Donald Trump	Another Candidate	Undecided	Joe Biden	Donald Trump	RFK	Another Candidate	Undecided
Yes	-	-	-	-	-	-	-	-	-	-
No	-	-	-	-	-	-	-	-	-	-
Don't know	-	-	-	-	-	-	-	-	-	-
Unweighted Frequency	617	271	238	61	47	255	216	63	40	43
Weighted Frequency	617	276	252	51	38	250	234	68	28	36

Do you support or oppose Project 2025? (Answered “Yes” to have heard of)



broken out by age, gender, and region

	Gender			Age	
	Total	Male	Female	18-49	50+
Strongly Support	-	-	-	-	-
Somewhat Support	-	-	-	-	-
Somewhat Oppose	-	-	-	-	-
Strongly Oppose	-	-	-	-	-
Don't know	-	-	-	-	-
Unweighted Frequency	368	172	185	85	283
Weighted Frequency	368	184	166	117	235

broken out by income, party ID

	2020 Vote					Party ID		
	Total	Joe Biden	Donald Trump	Another Candidate	Didn't Vote	Dem	GOP	Independent
Strongly Support	-	-	-	-	-	-	-	-
Somewhat Support	-	-	-	-	-	-	-	-
Somewhat Oppose	-	-	-	-	-	-	-	-
Strongly Oppose	-	-	-	-	-	-	-	-
Don't know	-	-	-	-	-	-	-	-
Unweighted Frequency	368	225	100	21	22	179	96	93
Weighted Frequency	368	232	101	4	15	184	95	73

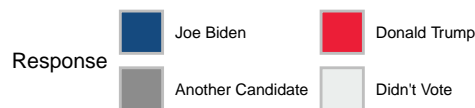
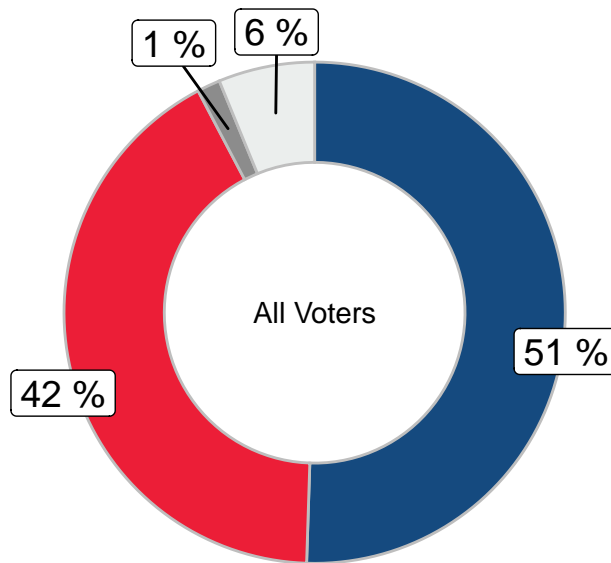
broken out by White Non-College/College, Party ID

	White Non-College/College					
	Total	Black	Hispanic	Other	White Coll	White Non-Coll
Strongly Support	-	-	-	-	-	-
Somewhat Support	-	-	-	-	-	-
Somewhat Oppose	-	-	-	-	-	-
Strongly Oppose	-	-	-	-	-	-
Don't know	-	-	-	-	-	-
Unweighted Frequency	368	46	34	32	166	90
Weighted Frequency	368	61	20	23	155	92

broken out by 2024 vote

	Total	2024 Vote				2024 Vote				
		Joe Biden	Donald Trump	Another Candidate	Undecided	Joe Biden	Donald Trump	RFK	Another Candidate	Undecided
Strongly Support	-	-	-	-	-	-	-	-	-	-
Somewhat Support	-	-	-	-	-	-	-	-	-	-
Somewhat Oppose	-	-	-	-	-	-	-	-	-	-
Strongly Oppose	-	-	-	-	-	-	-	-	-	-
Don't know	-	-	-	-	-	-	-	-	-	-
Unweighted Frequency	368	215	105	33	15	208	91	29	25	15
Weighted Frequency	368	217	96	27	12	206	88	31	17	10

In the most recent Presidential election (November 2020) which party did you vote for in the Presidential election? (all voters) [Post Shooting]



broken out by age, gender, and region

	Total	Gender		Age	
		Male	Female	18-49	50+
Joe Biden	-	-	-	-	-
Donald Trump	-	-	-	-	-
Another Candidate	-	-	-	-	-
Didn't Vote	-	-	-	-	-
Unweighted Frequency	301	124	171	89	212
Weighted Frequency	301	146	153	123	178

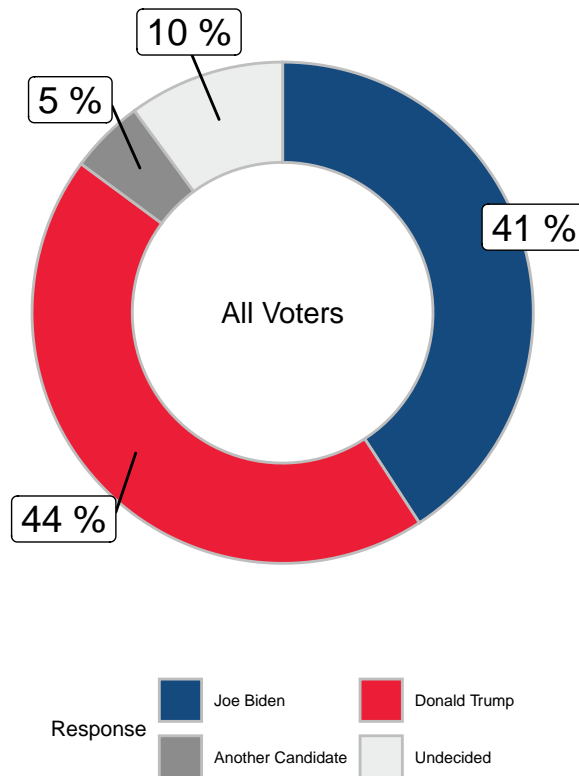
broken out by income, party ID

	Total	2020 Vote				Party ID		
		Joe Biden	Donald Trump	Another Candidate	Didn't Vote	Dem	GOP	Independent
Joe Biden	-	-	-	-	-	-	-	-
Donald Trump	-	-	-	-	-	-	-	-
Another Candidate	-	-	-	-	-	-	-	-
Didn't Vote	-	-	-	-	-	-	-	-
Unweighted Frequency	301	126	128	21	26	112	112	77
Weighted Frequency	301	152	126	4	19	124	107	69

broken out by White Non-College/College, Party ID

	White Non-College/College					
	Total	Black	Hispanic	Other	White Coll	White Non-Coll
Joe Biden	-	-	-	-	-	-
Donald Trump	-	-	-	-	-	-
Another Candidate	-	-	-	-	-	-
Didn't Vote	-	-	-	-	-	-
Unweighted Frequency	301	25	39	36	109	92
Weighted Frequency	301	37	26	29	109	102

If the election for President were held today, and the candidates were Joe Biden and Donald Trump, which candidate would you support? (all voters) [Post Shooting]



broken out by age, gender, and region

	Total	Gender		Age	
		Male	Female	18-49	50+
Joe Biden	-	-	-	-	-
Donald Trump	-	-	-	-	-
Another Candidate	-	-	-	-	-
Undecided	-	-	-	-	-
Unweighted Frequency	301	124	171	89	212
Weighted Frequency	301	146	153	123	178

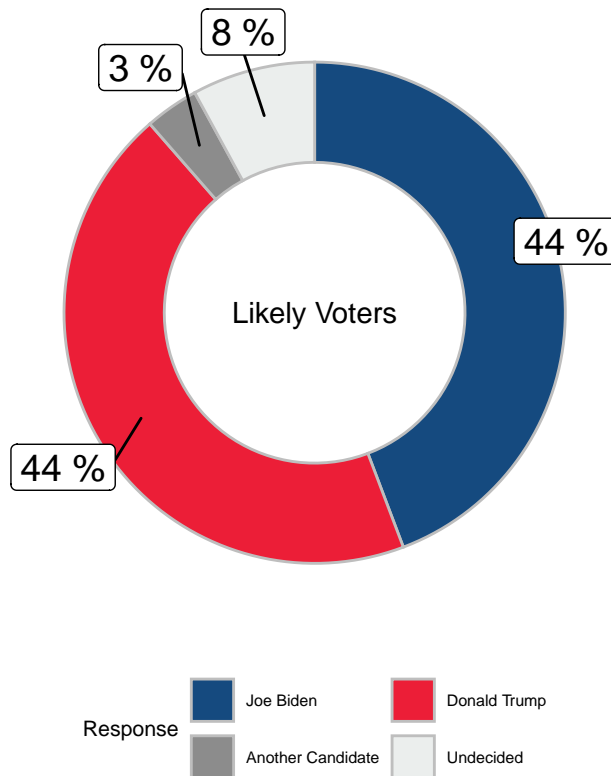
broken out by income, party ID

	Total	2020 Vote				Party ID		
		Joe Biden	Donald Trump	Another Candidate	Didn't Vote	Dem	GOP	Independent
Joe Biden	-	-	-	-	-	-	-	-
Donald Trump	-	-	-	-	-	-	-	-
Another Candidate	-	-	-	-	-	-	-	-
Undecided	-	-	-	-	-	-	-	-
Unweighted Frequency	301	126	128	21	26	112	112	77
Weighted Frequency	301	152	126	4	19	124	107	69

broken out by White Non-College/College, Party ID

	White Non-College/College					
	Total	Black	Hispanic	Other	White Coll	White Non-Coll
Joe Biden	-	-	-	-	-	-
Donald Trump	-	-	-	-	-	-
Another Candidate	-	-	-	-	-	-
Undecided	-	-	-	-	-	-
Unweighted Frequency	301	25	39	36	109	92
Weighted Frequency	301	37	26	29	109	102

If the election for President were held today, and the candidates were Joe Biden and Donald Trump, which candidate would you support? (likely voters) [Post Shooting]



broken out by age, gender, and region

	Gender			Age	
	Total	Male	Female	18-49	50+
Joe Biden	-	-	-	-	-
Donald Trump	-	-	-	-	-
Another Candidate	-	-	-	-	-
Undecided	-	-	-	-	-
Unweighted Frequency	265	112	148	64	201
Weighted Frequency	265	135	130	97	169

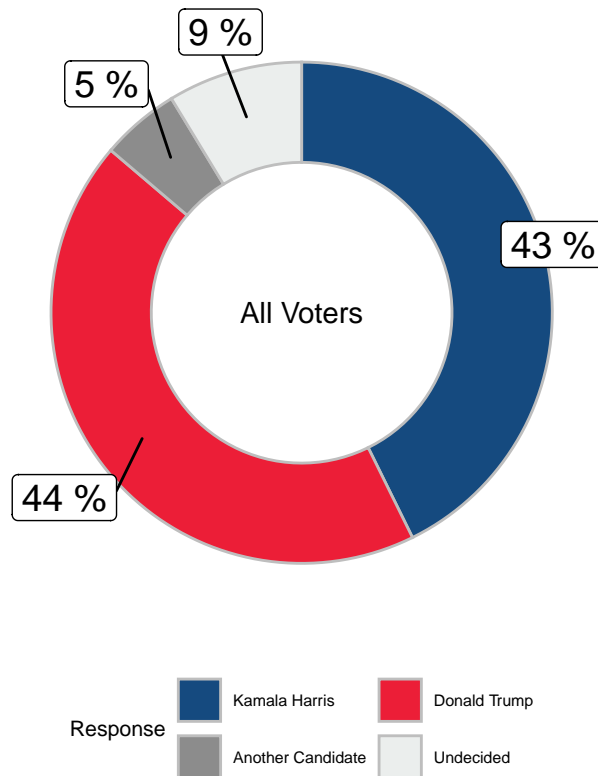
broken out by income, party ID

	Total	2020 Vote				Party ID		
		Joe Biden	Donald Trump	Another Candidate	Didn't Vote	Dem	GOP	Independent
Joe Biden	-	-	-	-	-	-	-	-
Donald Trump	-	-	-	-	-	-	-	-
Another Candidate	-	-	-	-	-	-	-	-
Undecided	-	-	-	-	-	-	-	-
Unweighted Frequency	265	115	119	16	15	97	105	63
Weighted Frequency	265	134	116	3	13	114	100	53

broken out by White Non-College/College, Party ID

	White Non-College/College					
	Total	Black	Hispanic	Other	White Coll	White Non-Coll
Joe Biden	-	-	-	-	-	-
Donald Trump	-	-	-	-	-	-
Another Candidate	-	-	-	-	-	-
Undecided	-	-	-	-	-	-
Unweighted Frequency	265	20	25	28	108	84
Weighted Frequency	265	27	17	24	108	90

If the election for President were held today, and the candidates were Kamala Harris and Donald Trump, which candidate would you support? (all voters) [Post Shooting]



broken out by age, gender, and region

	Total	Gender		Age	
		Male	Female	18-49	50+
Kamala Harris	-	-	-	-	-
Donald Trump	-	-	-	-	-
Another Candidate	-	-	-	-	-
Undecided	-	-	-	-	-
Unweighted Frequency	301	124	171	89	212
Weighted Frequency	301	146	153	123	178

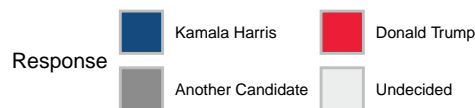
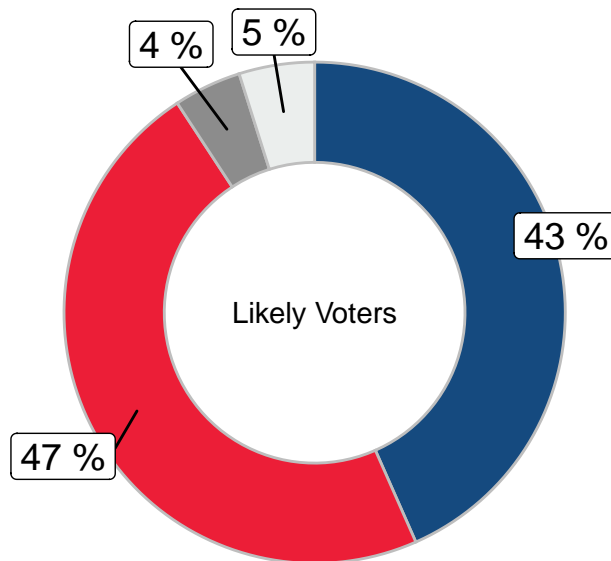
broken out by income, party ID

	Total	2020 Vote				Party ID		
		Joe Biden	Donald Trump	Another Candidate	Didn't Vote	Dem	GOP	Independent
Kamala Harris	-	-	-	-	-	-	-	-
Donald Trump	-	-	-	-	-	-	-	-
Another Candidate	-	-	-	-	-	-	-	-
Undecided	-	-	-	-	-	-	-	-
Unweighted Frequency	301	126	128	21	26	112	112	77
Weighted Frequency	301	152	126	4	19	124	107	69

broken out by White Non-College/College, Party ID

	White Non-College/College					
	Total	Black	Hispanic	Other	White Coll	White Non-Coll
Kamala Harris	-	-	-	-	-	-
Donald Trump	-	-	-	-	-	-
Another Candidate	-	-	-	-	-	-
Undecided	-	-	-	-	-	-
Unweighted Frequency	301	25	39	36	109	92
Weighted Frequency	301	37	26	29	109	102

If the election for President were held today, and the candidates were Kamala Harris and Donald Trump, which candidate would you support? (likely voters) [Post Shooting]



broken out by age, gender, and region

	Total	Gender		Age	
		Male	Female	18-49	50+
Kamala Harris	-	-	-	-	-
Donald Trump	-	-	-	-	-
Another Candidate	-	-	-	-	-
Undecided	-	-	-	-	-
Unweighted Frequency	265	112	148	64	201
Weighted Frequency	265	135	130	97	169

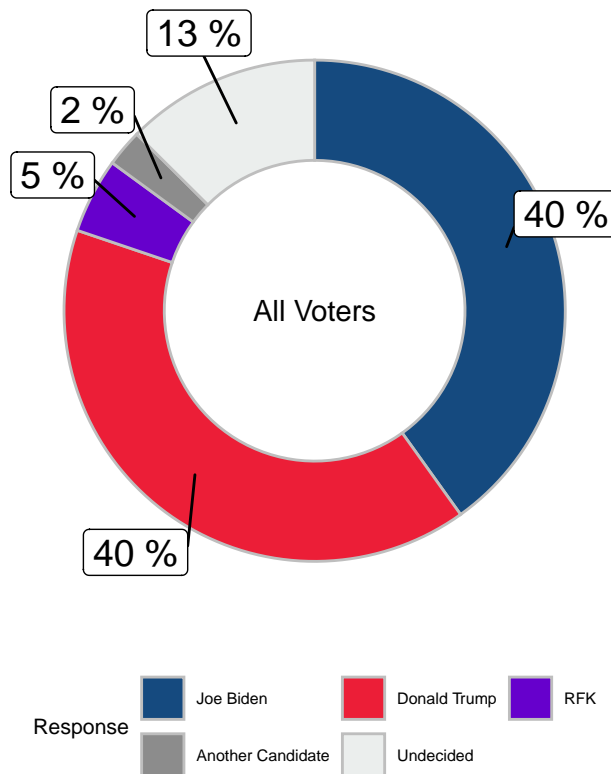
broken out by income, party ID

	Total	2020 Vote				Party ID		
		Joe Biden	Donald Trump	Another Candidate	Didn't Vote	Dem	GOP	Independent
Kamala Harris	-	-	-	-	-	-	-	-
Donald Trump	-	-	-	-	-	-	-	-
Another Candidate	-	-	-	-	-	-	-	-
Undecided	-	-	-	-	-	-	-	-
Unweighted Frequency	265	115	119	16	15	97	105	63
Weighted Frequency	265	134	116	3	13	114	100	53

broken out by White Non-College/College, Party ID

	White Non-College/College					
	Total	Black	Hispanic	Other	White Coll	White Non-Coll
Kamala Harris	-	-	-	-	-	-
Donald Trump	-	-	-	-	-	-
Another Candidate	-	-	-	-	-	-
Undecided	-	-	-	-	-	-
Unweighted Frequency	265	20	25	28	108	84
Weighted Frequency	265	27	17	24	108	90

If the election for President were held today, and the candidates were Joe Biden, Donald Trump and RFK Jr, which candidate would you support? (all voters) [Post Shooting]



broken out by age, gender, and region

	Total	Gender		Age	
		Male	Female	18-49	50+
Joe Biden	-	-	-	-	-
Donald Trump	-	-	-	-	-
RFK	-	-	-	-	-
Another Candidate	-	-	-	-	-
Undecided	-	-	-	-	-
Unweighted Frequency	301	124	171	89	212
Weighted Frequency	301	146	153	123	178

broken out by income, party ID

	Total	2020 Vote				Party ID		
		Joe Biden	Donald Trump	Another Candidate	Didn't Vote	Dem	GOP	Independent
Joe Biden	-	-	-	-	-	-	-	-
Donald Trump	-	-	-	-	-	-	-	-
RFK	-	-	-	-	-	-	-	-
Another Candidate	-	-	-	-	-	-	-	-
Undecided	-	-	-	-	-	-	-	-
Unweighted Frequency	301	126	128	21	26	112	112	77
Weighted Frequency	301	152	126	4	19	124	107	69

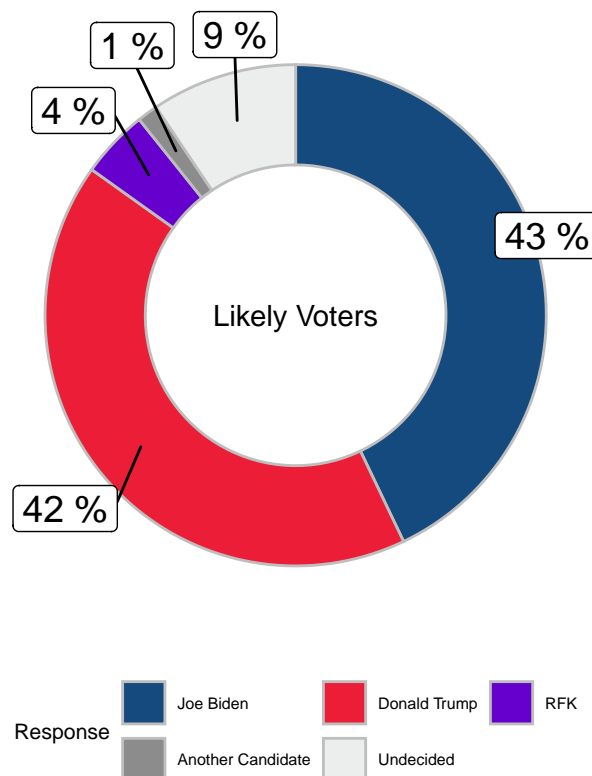
broken out by White Non-College/College, Party ID

	White Non-College/College					
	Total	Black	Hispanic	Other	White Coll	White Non-Coll
Joe Biden	-	-	-	-	-	-
Donald Trump	-	-	-	-	-	-
RFK	-	-	-	-	-	-
Another Candidate	-	-	-	-	-	-
Undecided	-	-	-	-	-	-
Unweighted Frequency	301	25	39	36	109	92
Weighted Frequency	301	37	26	29	109	102

broken out by 2024 vote

	2024 Vote				
	Total	Joe Biden	Donald Trump	Another Candidate	Undecided
Joe Biden	-	-	-	-	-
Donald Trump	-	-	-	-	-
RFK	-	-	-	-	-
Another Candidate	-	-	-	-	-
Undecided	-	-	-	-	-
Unweighted Frequency	301	119	135	19	28
Weighted Frequency	301	123	133	14	30

If the election for President were held today, and the candidates were Joe Biden, Donald Trump and RFK Jr, which candidate would you support? (likely voters) [Post Shooting]



broken out by age, gender, and region

	Gender			Age	
	Total	Male	Female	18-49	50+
Joe Biden	-	-	-	-	-
Donald Trump	-	-	-	-	-
RFK	-	-	-	-	-
Another Candidate	-	-	-	-	-
Undecided	-	-	-	-	-
Unweighted Frequency	265	112	148	64	201
Weighted Frequency	265	135	130	97	169

broken out by income, party ID

	2020 Vote					Party ID		
	Total	Joe Biden	Donald Trump	Another Candidate	Didn't Vote	Dem	GOP	Independent
Joe Biden	-	-	-	-	-	-	-	-
Donald Trump	-	-	-	-	-	-	-	-
RFK	-	-	-	-	-	-	-	-
Another Candidate	-	-	-	-	-	-	-	-
Undecided	-	-	-	-	-	-	-	-
Unweighted Frequency	265	115	119	16	15	97	105	63
Weighted Frequency	265	134	116	3	13	114	100	53

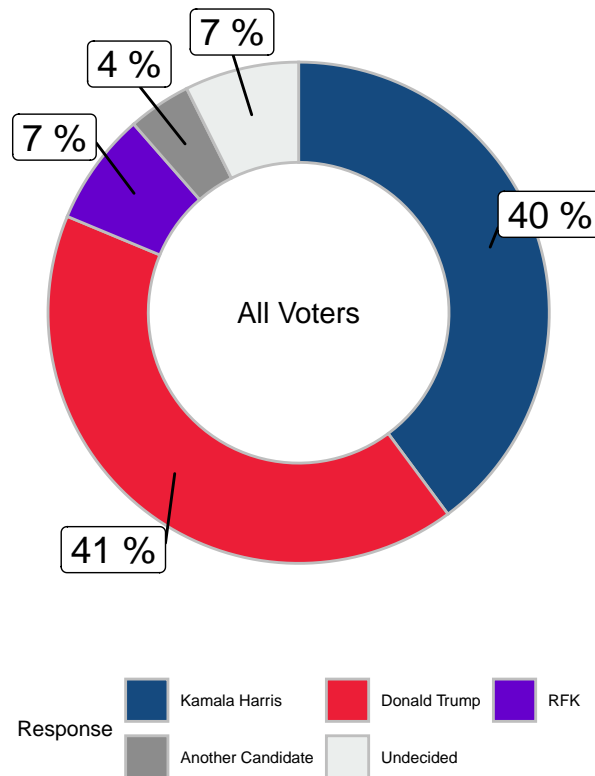
broken out by White Non-College/College, Party ID

	White Non-College/College					
	Total	Black	Hispanic	Other	White Coll	White Non-Coll
Joe Biden	-	-	-	-	-	-
Donald Trump	-	-	-	-	-	-
RFK	-	-	-	-	-	-
Another Candidate	-	-	-	-	-	-
Undecided	-	-	-	-	-	-
Unweighted Frequency	265	20	25	28	108	84
Weighted Frequency	265	27	17	24	108	90

broken out by 2024 vote

	2024 Vote				
	Total	Joe Biden	Donald Trump	Another Candidate	Undecided
Joe Biden	-	-	-	-	-
Donald Trump	-	-	-	-	-
RFK	-	-	-	-	-
Another Candidate	-	-	-	-	-
Undecided	-	-	-	-	-
Unweighted Frequency	265	111	121	12	21
Weighted Frequency	265	118	118	9	21

If the election for President were held today, and the candidates were Kamala Harris, Donald Trump and RFK Jr, which candidate would you support? (all voters) [Post Shooting]



broken out by age, gender, and region

	Total	Gender		Age	
		Male	Female	18-49	50+
Kamala Harris	-	-	-	-	-
Donald Trump	-	-	-	-	-
RFK	-	-	-	-	-
Another Candidate	-	-	-	-	-
Undecided	-	-	-	-	-
Unweighted Frequency	301	124	171	89	212
Weighted Frequency	301	146	153	123	178

broken out by income, party ID

	Total	2020 Vote				Party ID		
		Joe Biden	Donald Trump	Another Candidate	Didn't Vote	Dem	GOP	Independent
Kamala Harris	-	-	-	-	-	-	-	-
Donald Trump	-	-	-	-	-	-	-	-
RFK	-	-	-	-	-	-	-	-
Another Candidate	-	-	-	-	-	-	-	-
Undecided	-	-	-	-	-	-	-	-
Unweighted Frequency	301	126	128	21	26	112	112	77
Weighted Frequency	301	152	126	4	19	124	107	69

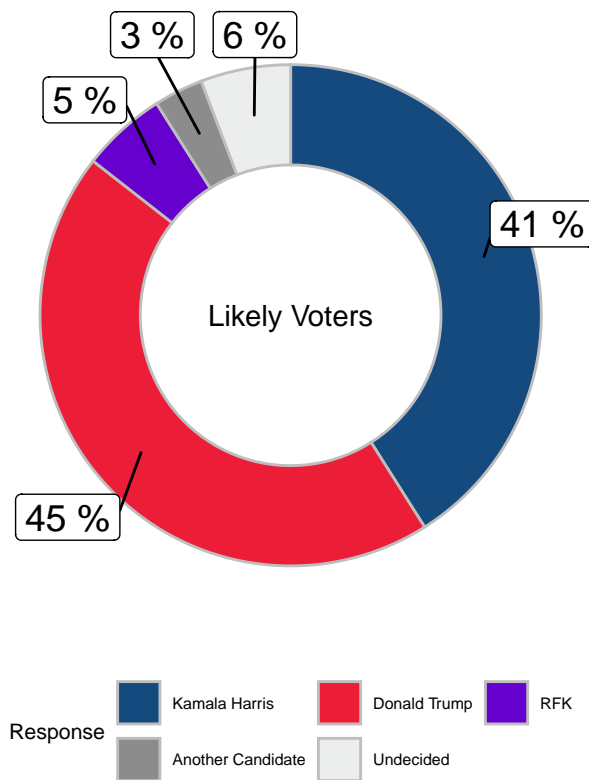
broken out by White Non-College/College, Party ID

	White Non-College/College					
	Total	Black	Hispanic	Other	White Coll	White Non-Coll
Kamala Harris	-	-	-	-	-	-
Donald Trump	-	-	-	-	-	-
RFK	-	-	-	-	-	-
Another Candidate	-	-	-	-	-	-
Undecided	-	-	-	-	-	-
Unweighted Frequency	301	25	39	36	109	92
Weighted Frequency	301	37	26	29	109	102

broken out by 2024 vote

	2024 Vote				
	Total	Joe Biden	Donald Trump	Another Candidate	Undecided
Kamala Harris	-	-	-	-	-
Donald Trump	-	-	-	-	-
RFK	-	-	-	-	-
Another Candidate	-	-	-	-	-
Undecided	-	-	-	-	-
Unweighted Frequency	301	119	135	19	28
Weighted Frequency	301	123	133	14	30

If the election for President were held today, and the candidates were Kamala Harris, Donald Trump and RFK Jr, which candidate would you support? (likely voters) [Post Shooting]



broken out by age, gender, and region

	Total	Gender		Age	
		Male	Female	18-49	50+
Kamala Harris	-	-	-	-	-
Donald Trump	-	-	-	-	-
RFK	-	-	-	-	-
Another Candidate	-	-	-	-	-
Undecided	-	-	-	-	-
Unweighted Frequency	265	112	148	64	201
Weighted Frequency	265	135	130	97	169

broken out by income, party ID

	Total	2020 Vote				Party ID		
		Joe Biden	Donald Trump	Another Candidate	Didn't Vote	Dem	GOP	Independent
Kamala Harris	-	-	-	-	-	-	-	-
Donald Trump	-	-	-	-	-	-	-	-
RFK	-	-	-	-	-	-	-	-
Another Candidate	-	-	-	-	-	-	-	-
Undecided	-	-	-	-	-	-	-	-
Unweighted Frequency	265	115	119	16	15	97	105	63
Weighted Frequency	265	134	116	3	13	114	100	53

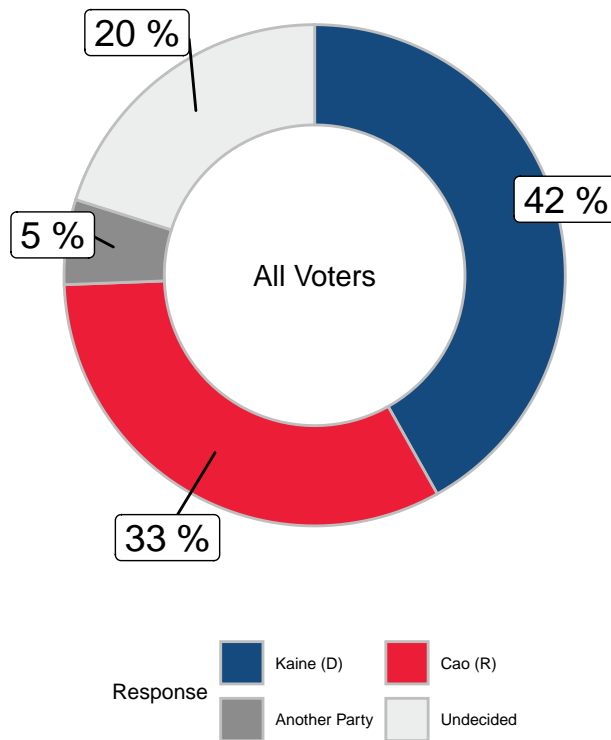
broken out by White Non-College/College, Party ID

	White Non-College/College					
	Total	Black	Hispanic	Other	White Coll	White Non-Coll
Kamala Harris	-	-	-	-	-	-
Donald Trump	-	-	-	-	-	-
RFK	-	-	-	-	-	-
Another Candidate	-	-	-	-	-	-
Undecided	-	-	-	-	-	-
Unweighted Frequency	265	20	25	28	108	84
Weighted Frequency	265	27	17	24	108	90

broken out by 2024 vote

	2024 Vote				
	Total	Joe Biden	Donald Trump	Another Candidate	Undecided
Kamala Harris	-	-	-	-	-
Donald Trump	-	-	-	-	-
RFK	-	-	-	-	-
Another Candidate	-	-	-	-	-
Undecided	-	-	-	-	-
Unweighted Frequency	265	111	121	12	21
Weighted Frequency	265	118	118	9	21

If the election for Senate were held today, and the candidates were Tim Kaine representing the Democratic Party and Hung Cao representing the Republican Party? (all voters) [Post Shooting]



broken out by age, gender, and region

	Gender			Age	
	Total	Male	Female	18-49	50+
Kaine (D)	-	-	-	-	-
Cao (R)	-	-	-	-	-
Another Party	-	-	-	-	-
Undecided	-	-	-	-	-
Unweighted Frequency	301	124	171	89	212
Weighted Frequency	301	146	153	123	178

broken out by income, party ID

	2020 Vote					Party ID		
	Total	Joe Biden	Donald Trump	Another Candidate	Didn't Vote	Dem	GOP	Independent
Kaine (D)	-	-	-	-	-	-	-	-
Cao (R)	-	-	-	-	-	-	-	-
Another Party	-	-	-	-	-	-	-	-
Undecided	-	-	-	-	-	-	-	-
Unweighted Frequency	301	126	128	21	26	112	112	77
Weighted Frequency	301	152	126	4	19	124	107	69

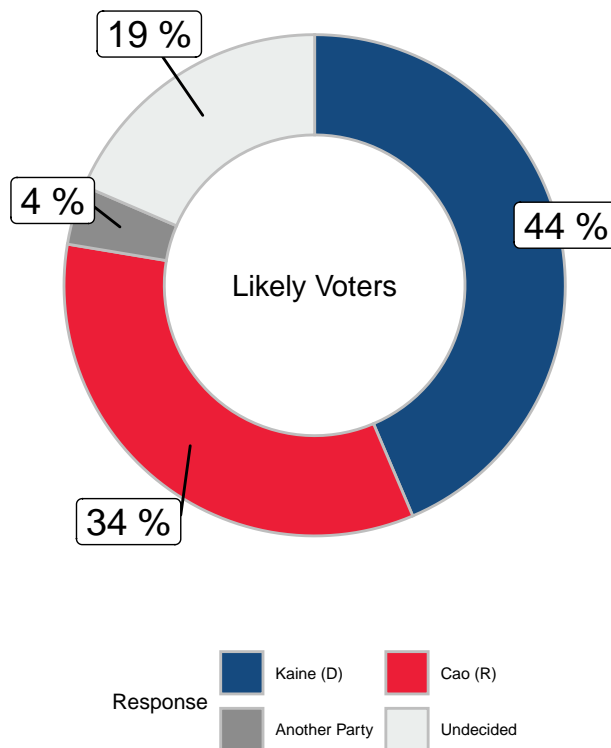
broken out by White Non-College/College, Party ID

	White Non-College/College					
	Total	Black	Hispanic	Other	White Coll	White Non-Coll
Kaine (D)	-	-	-	-	-	-
Cao (R)	-	-	-	-	-	-
Another Party	-	-	-	-	-	-
Undecided	-	-	-	-	-	-
Unweighted Frequency	301	25	39	36	109	92
Weighted Frequency	301	37	26	29	109	102

broken out by 2024 vote

	Total	2024 Vote				2024 Vote				
		Joe Biden	Donald Trump	Another Candidate	Undecided	Joe Biden	Donald Trump	RFK	Another Candidate	Undecided
Kaine (D)	-	-	-	-	-	-	-	-	-	-
Cao (R)	-	-	-	-	-	-	-	-	-	-
Another Party	-	-	-	-	-	-	-	-	-	-
Undecided	-	-	-	-	-	-	-	-	-	-
Unweighted Frequency	301	119	135	19	28	114	121	19	10	37
Weighted Frequency	301	123	133	14	30	121	121	15	7	38

If the election for Senate were held today, and the candidates were Tim Kaine representing the Democratic Party and Hung Cao representing the Republican Party? (likely voters) [Post Shooting]



broken out by age, gender, and region

	Gender			Age	
	Total	Male	Female	18-49	50+
Kaine (D)	-	-	-	-	-
Cao (R)	-	-	-	-	-
Another Party	-	-	-	-	-
Undecided	-	-	-	-	-
Unweighted Frequency	265	112	148	64	201
Weighted Frequency	265	135	130	97	169

broken out by income, party ID

	2020 Vote					Party ID		
	Total	Joe Biden	Donald Trump	Another Candidate	Didn't Vote	Dem	GOP	Independent
Kaine (D)	-	-	-	-	-	-	-	-
Cao (R)	-	-	-	-	-	-	-	-
Another Party	-	-	-	-	-	-	-	-
Undecided	-	-	-	-	-	-	-	-
Unweighted Frequency	265	115	119	16	15	97	105	63
Weighted Frequency	265	134	116	3	13	114	100	53

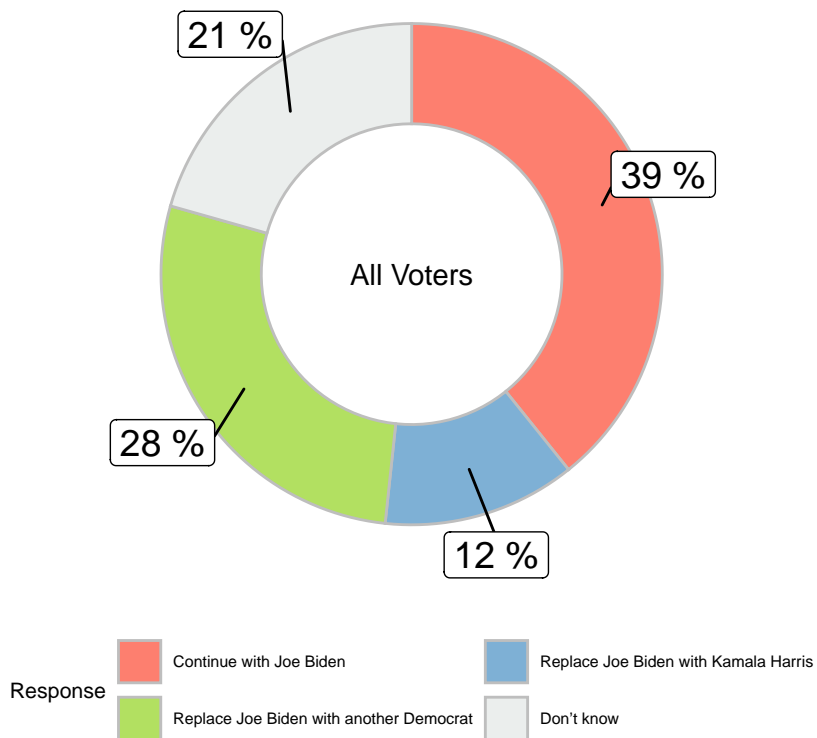
broken out by White Non-College/College, Party ID

	White Non-College/College					
	Total	Black	Hispanic	Other	White Coll	White Non-Coll
Kaine (D)	-	-	-	-	-	-
Cao (R)	-	-	-	-	-	-
Another Party	-	-	-	-	-	-
Undecided	-	-	-	-	-	-
Unweighted Frequency	265	20	25	28	108	84
Weighted Frequency	265	27	17	24	108	90

broken out by 2024 vote

	Total	2024 Vote				2024 Vote				
		Joe Biden	Donald Trump	Another Candidate	Undecided	Joe Biden	Donald Trump	RFK	Another Candidate	Undecided
Kaine (D)	-	-	-	-	-	-	-	-	-	-
Cao (R)	-	-	-	-	-	-	-	-	-	-
Another Party	-	-	-	-	-	-	-	-	-	-
Undecided	-	-	-	-	-	-	-	-	-	-
Unweighted Frequency	265	111	121	12	21	107	113	15	6	24
Weighted Frequency	265	118	118	9	21	114	112	12	4	25

In the aftermath of the debate, what do you think the Democratic party should do? (all voters) [Post Shooting]



broken out by age, gender, and region

	Total	Gender		Age	
		Male	Female	18-49	50+
Continue with Joe Biden	-	-	-	-	-
Replace Joe Biden with Kamala Harris	-	-	-	-	-
Replace Joe Biden with another Democrat	-	-	-	-	-
Don't know	-	-	-	-	-
Unweighted Frequency	301	124	171	89	212
Weighted Frequency	301	146	153	123	178

broken out by income, party ID

	Total	2020 Vote				Party ID		
		Joe Biden	Donald Trump	Another Candidate	Didn't Vote	Dem	GOP	Independent
Continue with Joe Biden	-	-	-	-	-	-	-	-
Replace Joe Biden with Kamala Harris	-	-	-	-	-	-	-	-
Replace Joe Biden with another Democrat	-	-	-	-	-	-	-	-
Don't know	-	-	-	-	-	-	-	-
Unweighted Frequency	301	126	128	21	26	112	112	77
Weighted Frequency	301	152	126	4	19	124	107	69

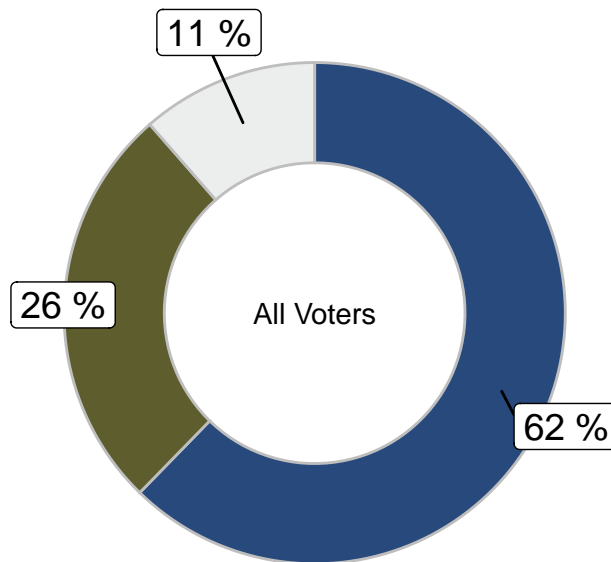
broken out by White Non-College/College, Party ID

	White Non-College/College					
	Total	Black	Hispanic	Other	White Coll	White Non-Coll
Continue with Joe Biden	-	-	-	-	-	-
Replace Joe Biden with Kamala Harris	-	-	-	-	-	-
Replace Joe Biden with another Democrat	-	-	-	-	-	-
Don't know	-	-	-	-	-	-
Unweighted Frequency	301	25	39	36	109	92
Weighted Frequency	301	37	26	29	109	102

broken out by 2024 vote

	2024 Vote					2024 Vote				
	Total	Joe Biden	Donald Trump	Another Candidate	Undecided	Joe Biden	Donald Trump	RFK	Another Candidate	Undecided
Continue with Joe Biden	-	-	-	-	-	-	-	-	-	-
Replace Joe Biden with Kamala Harris	-	-	-	-	-	-	-	-	-	-
Replace Joe Biden with another Democrat	-	-	-	-	-	-	-	-	-	-
Don't know	-	-	-	-	-	-	-	-	-	-
Unweighted Frequency	301	119	135	19	28	114	121	19	10	37
Weighted Frequency	301	123	133	14	30	121	121	15	7	38

Have you heard of Project 2025 recent in the media or through online news articles? (all voters) [Post Shooting]



broken out by age, gender, and region

	Gender			Age	
	Total	Male	Female	18-49	50+
Yes	-	-	-	-	-
No	-	-	-	-	-
Don't know	-	-	-	-	-
Unweighted Frequency	301	124	171	89	212
Weighted Frequency	301	146	153	123	178

broken out by income, party ID

	2020 Vote					Party ID		
	Total	Joe Biden	Donald Trump	Another Candidate	Didn't Vote	Dem	GOP	Independent
Yes	-	-	-	-	-	-	-	-
No	-	-	-	-	-	-	-	-
Don't know	-	-	-	-	-	-	-	-
Unweighted Frequency	301	126	128	21	26	112	112	77
Weighted Frequency	301	152	126	4	19	124	107	69

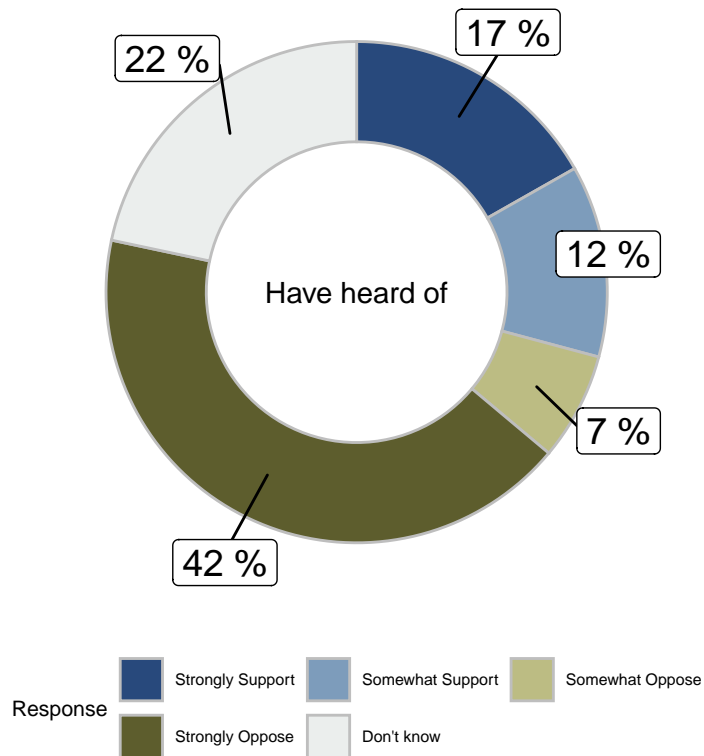
broken out by White Non-College/College, Party ID

	White Non-College/College					
	Total	Black	Hispanic	Other	White Coll	White Non-Coll
Yes	-	-	-	-	-	-
No	-	-	-	-	-	-
Don't know	-	-	-	-	-	-
Unweighted Frequency	301	25	39	36	109	92
Weighted Frequency	301	37	26	29	109	102

broken out by 2024 vote

	2024 Vote					2024 Vote				
	Total	Joe Biden	Donald Trump	Another Candidate	Undecided	Joe Biden	Donald Trump	RFK	Another Candidate	Undecided
Yes	-	-	-	-	-	-	-	-	-	-
No	-	-	-	-	-	-	-	-	-	-
Don't know	-	-	-	-	-	-	-	-	-	-
Unweighted Frequency	301	119	135	19	28	114	121	19	10	37
Weighted Frequency	301	123	133	14	30	121	121	15	7	38

Do you support or oppose Project 2025? (Answered “Yes” to have heard of) [Post Shooting]



broken out by age, gender, and region

	Gender			Age	
	Total	Male	Female	18-49	50+
Strongly Support	-	-	-	-	-
Somewhat Support	-	-	-	-	-
Somewhat Oppose	-	-	-	-	-
Strongly Oppose	-	-	-	-	-
Don't know	-	-	-	-	-
Unweighted Frequency	180	78	99	44	136
Weighted Frequency	180	96	91	71	117

broken out by income, party ID

	Total	2020 Vote				Party ID		
		Joe Biden	Donald Trump	Another Candidate	Didn't Vote	Dem	GOP	Independent
Strongly Support	-	-	-	-	-	-	-	-
Somewhat Support	-	-	-	-	-	-	-	-
Somewhat Oppose	-	-	-	-	-	-	-	-
Strongly Oppose	-	-	-	-	-	-	-	-
Don't know	-	-	-	-	-	-	-	-
Unweighted Frequency	180	97	63	10	10	74	55	51
Weighted Frequency	180	116	60	3	9	85	56	47

broken out by White Non-College/College, Party ID

	White Non-College/College					
	Total	Black	Hispanic	Other	White Coll	White Non-Coll
Strongly Support	-	-	-	-	-	-
Somewhat Support	-	-	-	-	-	-
Somewhat Oppose	-	-	-	-	-	-
Strongly Oppose	-	-	-	-	-	-
Don't know	-	-	-	-	-	-
Unweighted Frequency	180	9	18	17	87	49
Weighted Frequency	180	16	12	19	90	51

broken out by 2024 vote

	Total	2024 Vote				2024 Vote				
		Joe Biden	Donald Trump	Another Candidate	Undecided	Joe Biden	Donald Trump	RFK	Another Candidate	Undecided
Strongly Support	-	-	-	-	-	-	-	-	-	-
Somewhat Support	-	-	-	-	-	-	-	-	-	-
Somewhat Oppose	-	-	-	-	-	-	-	-	-	-
Strongly Oppose	-	-	-	-	-	-	-	-	-	-
Don't know	-	-	-	-	-	-	-	-	-	-
Unweighted Frequency	180	90	69	9	12	84	66	11	2	17
Weighted Frequency	180	96	71	8	13	88	70	10	2	17