

## Mainstreet Research Survey - Georgia



## About Mainstreet

Founded in 2010, Mainstreet Research is recognized as one of Canada's top public opinion and market research firms. Since our founding, we have been providing actionable and data-driven insights to our clients to help them make their most important evidence-based strategic decisions.

Mainstreet has an impressive track record in accurately forecasting election results in Canada and the United States and has become a trusted source for comprehensive market research, analysis and advice. Our insights are found in major media outlets across the country.

Mainstreet Research is a proud corporate member of CRIC and exceeds all Canadian and international standards for market research and public opinion research.

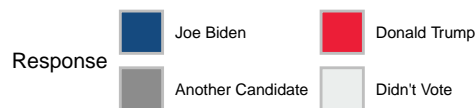
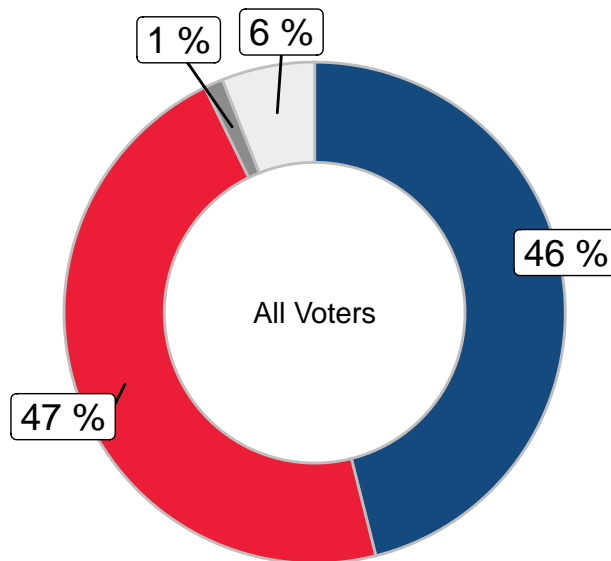
## Methodology

The analysis in this report is based on results of a survey conducted from Friday, July 12th to Monday, July 15th, 2024, among a sample of 981 Registered Voters, 18 years of age or older, living in Georgia. The survey was conducted IVR and an online panel to complete the survey. The survey is intended to represent the voting population in Georgia. Weights are applied for Gender, Race, Education and Past vote. Party ID is determined by asking which party each respondent most identifies with, as some states do not have voter registration by party.

Since the poll was partially completed online, a margin of error cannot be assigned to the poll, but a poll of this size would have a margin of error of +/- 3.1% at the 95% confidence level. Margins of error are higher in each subsample.

This poll was commissioned by and is the exclusive property of Mainstreet Research and FAU. Any reproduction, in whole or in part of this report or the data contained herein is expressly prohibited without written authorization by Mainstreet Research and FAU.

**In the most recent Presidential election (November 2020) which party did you vote for in the Presidential election? (all voters)**



**broken out by age, gender, and region**

	Gender			Age	
	Total	Male	Female	18-49	50+
Joe Biden	-	-	-	-	-
Donald Trump	-	-	-	-	-
Another Candidate	-	-	-	-	-
Didn't Vote	-	-	-	-	-
Unweighted Frequency	640	264	364	219	421
Weighted Frequency	640	312	325	270	370

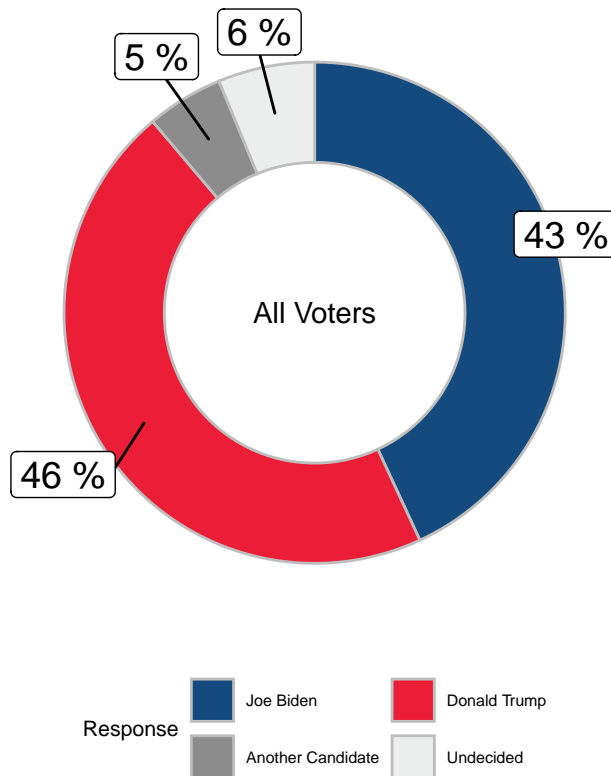
**broken out by income, party ID**

	2020 Vote					Party ID		
	Total	Joe Biden	Donald Trump	Another Candidate	Didn't Vote	Dem	GOP	Independent
Joe Biden	-	-	-	-	-	-	-	-
Donald Trump	-	-	-	-	-	-	-	-
Another Candidate	-	-	-	-	-	-	-	-
Didn't Vote	-	-	-	-	-	-	-	-
Unweighted Frequency	640	255	291	40	54	245	257	138
Weighted Frequency	640	295	299	8	38	272	246	122

**broken out by White Non-College/College, Party ID**

	White Non-College/College					
	Total	Black	Hispanic	Other	White Coll	White Non-Coll
Joe Biden	-	-	-	-	-	-
Donald Trump	-	-	-	-	-	-
Another Candidate	-	-	-	-	-	-
Didn't Vote	-	-	-	-	-	-
Unweighted Frequency	640	117	91	74	193	165
Weighted Frequency	640	152	55	50	184	199

**If the election for President were held today, and the candidates were Joe Biden and Donald Trump, which candidate would you support? (all voters)**



### broken out by age, gender, and region

	Total	Gender		Age	
		Male	Female	18-49	50+
Joe Biden	-	-	-	-	-
Donald Trump	-	-	-	-	-
Another Candidate	-	-	-	-	-
Undecided	-	-	-	-	-
Unweighted Frequency	640	264	364	219	421
Weighted Frequency	640	312	325	270	370

### broken out by income, party ID

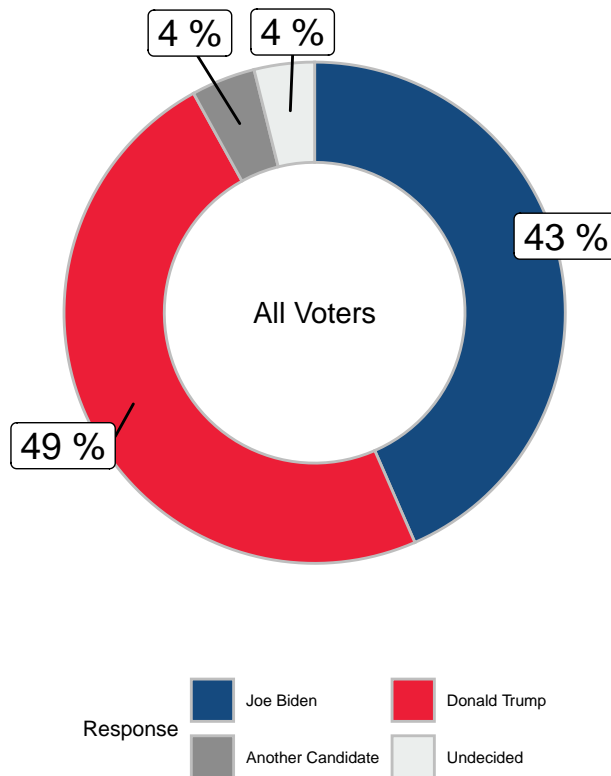
	Total	2020 Vote				Party ID		
		Joe Biden	Donald Trump	Another Candidate	Didn't Vote	Dem	GOP	Independent
Joe Biden	-	-	-	-	-	-	-	-
Donald Trump	-	-	-	-	-	-	-	-
Another Candidate	-	-	-	-	-	-	-	-
Undecided	-	-	-	-	-	-	-	-
Unweighted Frequency	640	255	291	40	54	245	257	138
Weighted Frequency	640	295	299	8	38	272	246	122

**broken out by White Non-College/College, Party ID**

	White Non-College/College					
	Total	Black	Hispanic	Other	White Coll	White Non-Coll
Joe Biden	-	-	-	-	-	-
Donald Trump	-	-	-	-	-	-
Another Candidate	-	-	-	-	-	-
Undecided	-	-	-	-	-	-
Unweighted Frequency	640	117	91	74	193	165
Weighted Frequency	640	152	55	50	184	199



**If the election for President were held today, and the candidates were Joe Biden and Donald Trump, which candidate would you support? (likely voters)**



### broken out by age, gender, and region

	Total	Gender		Age	
		Male	Female	18-49	50+
Joe Biden	-	-	-	-	-
Donald Trump	-	-	-	-	-
Another Candidate	-	-	-	-	-
Undecided	-	-	-	-	-
Unweighted Frequency	549	234	304	151	398
Weighted Frequency	549	286	281	215	355

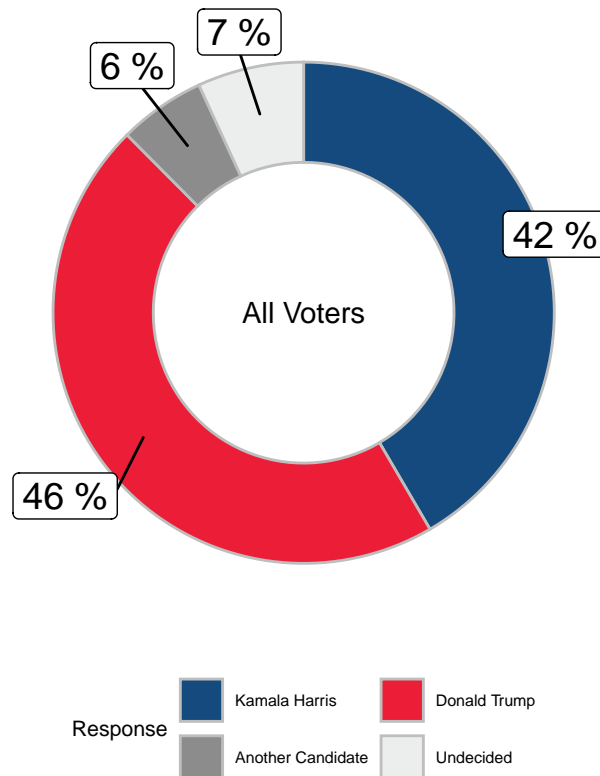
### broken out by income, party ID

	Total	2020 Vote				Party ID		
		Joe Biden	Donald Trump	Another Candidate	Didn't Vote	Dem	GOP	Independent
Joe Biden	-	-	-	-	-	-	-	-
Donald Trump	-	-	-	-	-	-	-	-
Another Candidate	-	-	-	-	-	-	-	-
Undecided	-	-	-	-	-	-	-	-
Unweighted Frequency	549	228	278	19	24	210	236	103
Weighted Frequency	549	267	287	4	12	238	235	97

**broken out by White Non-College/College, Party ID**

	White Non-College/College					
	Total	Black	Hispanic	Other	White Coll	White Non-Coll
Joe Biden	-	-	-	-	-	-
Donald Trump	-	-	-	-	-	-
Another Candidate	-	-	-	-	-	-
Undecided	-	-	-	-	-	-
Unweighted Frequency	549	101	55	53	187	153
Weighted Frequency	549	132	38	38	178	184

**If the election for President were held today, and the candidates were Kamala Harris and Donald Trump, which candidate would you support? (all voters)**



### broken out by age, gender, and region

	Total	Gender		Age	
		Male	Female	18-49	50+
Kamala Harris	-	-	-	-	-
Donald Trump	-	-	-	-	-
Another Candidate	-	-	-	-	-
Undecided	-	-	-	-	-
Unweighted Frequency	640	264	364	219	421
Weighted Frequency	640	312	325	270	370

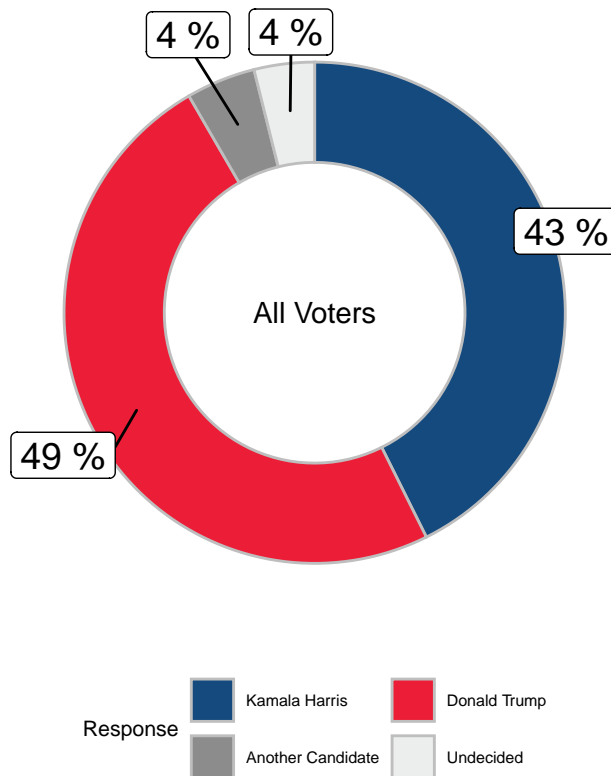
### broken out by income, party ID

	Total	2020 Vote				Party ID		
		Joe Biden	Donald Trump	Another Candidate	Didn't Vote	Dem	GOP	Independent
Kamala Harris	-	-	-	-	-	-	-	-
Donald Trump	-	-	-	-	-	-	-	-
Another Candidate	-	-	-	-	-	-	-	-
Undecided	-	-	-	-	-	-	-	-
Unweighted Frequency	640	255	291	40	54	245	257	138
Weighted Frequency	640	295	299	8	38	272	246	122

**broken out by White Non-College/College, Party ID**

	White Non-College/College					
	Total	Black	Hispanic	Other	White Coll	White Non-Coll
Kamala Harris	-	-	-	-	-	-
Donald Trump	-	-	-	-	-	-
Another Candidate	-	-	-	-	-	-
Undecided	-	-	-	-	-	-
Unweighted Frequency	640	117	91	74	193	165
Weighted Frequency	640	152	55	50	184	199

**If the election for President were held today, and the candidates were Kamala Harris and Donald Trump, which candidate would you support? (likely voters)**



### broken out by age, gender, and region

	Total	Gender		Age	
		Male	Female	18-49	50+
Kamala Harris	-	-	-	-	-
Donald Trump	-	-	-	-	-
Another Candidate	-	-	-	-	-
Undecided	-	-	-	-	-
Unweighted Frequency	549	234	304	151	398
Weighted Frequency	549	286	281	215	355

### broken out by income, party ID

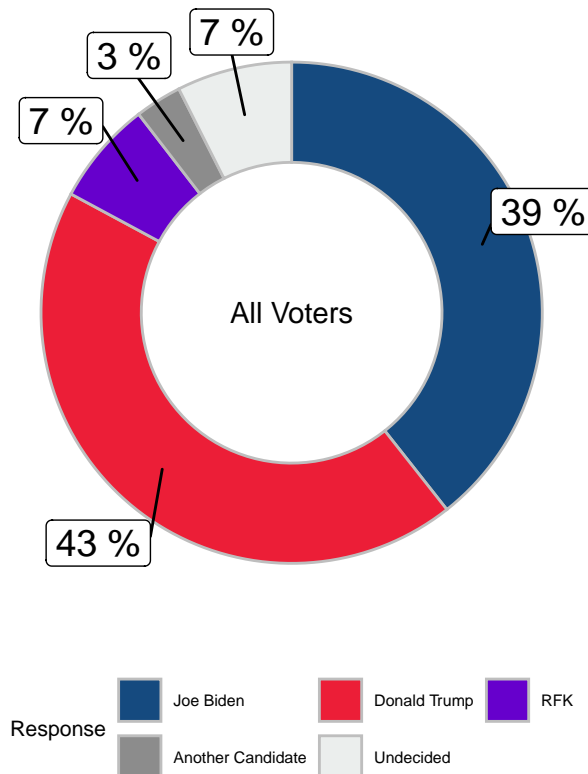
	Total	2020 Vote				Party ID		
		Joe Biden	Donald Trump	Another Candidate	Didn't Vote	Dem	GOP	Independent
Kamala Harris	-	-	-	-	-	-	-	-
Donald Trump	-	-	-	-	-	-	-	-
Another Candidate	-	-	-	-	-	-	-	-
Undecided	-	-	-	-	-	-	-	-
Unweighted Frequency	549	228	278	19	24	210	236	103
Weighted Frequency	549	267	287	4	12	238	235	97



**broken out by White Non-College/College, Party ID**

	White Non-College/College					
	Total	Black	Hispanic	Other	White Coll	White Non-Coll
Kamala Harris	-	-	-	-	-	-
Donald Trump	-	-	-	-	-	-
Another Candidate	-	-	-	-	-	-
Undecided	-	-	-	-	-	-
Unweighted Frequency	549	101	55	53	187	153
Weighted Frequency	549	132	38	38	178	184

**If the election for President were held today, and the candidates were Joe Biden, Donald Trump and RFK Jr, which candidate would you support? (all voters)**



### broken out by age, gender, and region

	Gender			Age	
	Total	Male	Female	18-49	50+
Joe Biden	-	-	-	-	-
Donald Trump	-	-	-	-	-
RFK	-	-	-	-	-
Another Candidate	-	-	-	-	-
Undecided	-	-	-	-	-
Unweighted Frequency	640	264	364	219	421
Weighted Frequency	640	312	325	270	370

### broken out by income, party ID

	2020 Vote					Party ID		
	Total	Joe Biden	Donald Trump	Another Candidate	Didn't Vote	Dem	GOP	Independent
Joe Biden	-	-	-	-	-	-	-	-
Donald Trump	-	-	-	-	-	-	-	-
RFK	-	-	-	-	-	-	-	-
Another Candidate	-	-	-	-	-	-	-	-
Undecided	-	-	-	-	-	-	-	-
Unweighted Frequency	640	255	291	40	54	245	257	138
Weighted Frequency	640	295	299	8	38	272	246	122

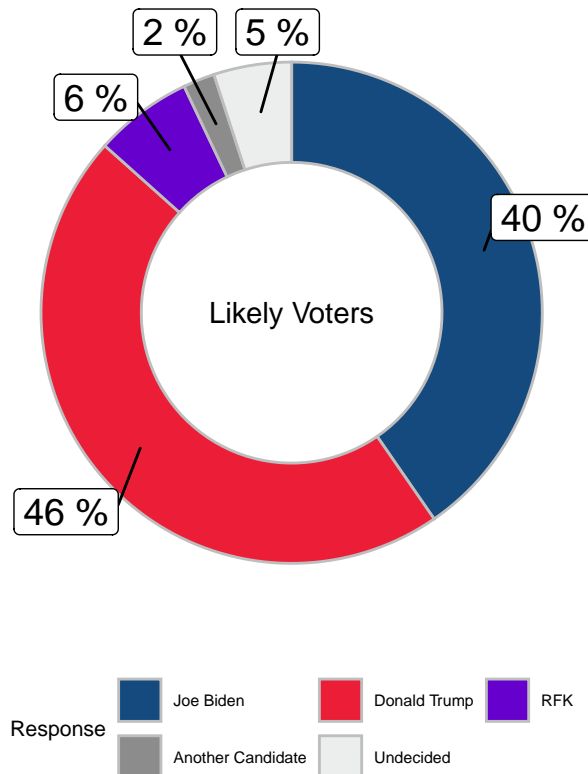
**broken out by White Non-College/College, Party ID**

	White Non-College/College					
	Total	Black	Hispanic	Other	White Coll	White Non-Coll
Joe Biden	-	-	-	-	-	-
Donald Trump	-	-	-	-	-	-
RFK	-	-	-	-	-	-
Another Candidate	-	-	-	-	-	-
Undecided	-	-	-	-	-	-
Unweighted Frequency	640	117	91	74	193	165
Weighted Frequency	640	152	55	50	184	199

**broken out by 2024 vote**

	2024 Vote				
	Total	Joe Biden	Donald Trump	Another Candidate	Undecided
Joe Biden	-	-	-	-	-
Donald Trump	-	-	-	-	-
RFK	-	-	-	-	-
Another Candidate	-	-	-	-	-
Undecided	-	-	-	-	-
Unweighted Frequency	640	256	298	33	53
Weighted Frequency	640	276	293	32	40

**If the election for President were held today, and the candidates were Joe Biden, Donald Trump and RFK Jr, which candidate would you support? (likely voters)**



### broken out by age, gender, and region

	Total	Gender		Age	
		Male	Female	18-49	50+
Joe Biden	-	-	-	-	-
Donald Trump	-	-	-	-	-
RFK	-	-	-	-	-
Another Candidate	-	-	-	-	-
Undecided	-	-	-	-	-
Unweighted Frequency	549	234	304	151	398
Weighted Frequency	549	286	281	215	355

### broken out by income, party ID

	Total	2020 Vote				Party ID		
		Joe Biden	Donald Trump	Another Candidate	Didn't Vote	Dem	GOP	Independent
Joe Biden	-	-	-	-	-	-	-	-
Donald Trump	-	-	-	-	-	-	-	-
RFK	-	-	-	-	-	-	-	-
Another Candidate	-	-	-	-	-	-	-	-
Undecided	-	-	-	-	-	-	-	-
Unweighted Frequency	549	228	278	19	24	210	236	103
Weighted Frequency	549	267	287	4	12	238	235	97

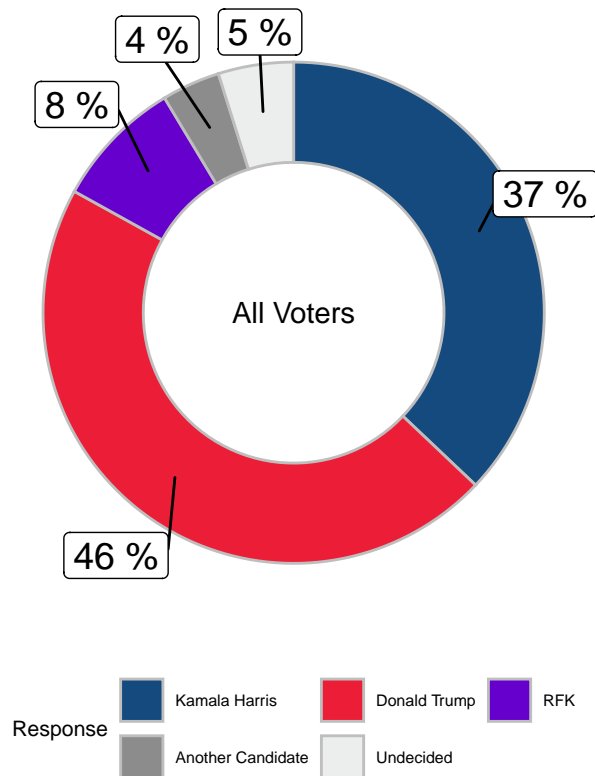
**broken out by White Non-College/College, Party ID**

	White Non-College/College					
	Total	Black	Hispanic	Other	White Coll	White Non-Coll
Joe Biden	-	-	-	-	-	-
Donald Trump	-	-	-	-	-	-
RFK	-	-	-	-	-	-
Another Candidate	-	-	-	-	-	-
Undecided	-	-	-	-	-	-
Unweighted Frequency	549	101	55	53	187	153
Weighted Frequency	549	132	38	38	178	184

**broken out by 2024 vote**

	2024 Vote				
	Total	Joe Biden	Donald Trump	Another Candidate	Undecided
Joe Biden	-	-	-	-	-
Donald Trump	-	-	-	-	-
RFK	-	-	-	-	-
Another Candidate	-	-	-	-	-
Undecided	-	-	-	-	-
Unweighted Frequency	549	222	276	21	30
Weighted Frequency	549	248	276	24	22

**If the election for President were held today, and the candidates were Kamala Harris, Donald Trump and RFK Jr, which candidate would you support? (all voters)**





### broken out by age, gender, and region

	Total	Gender		Age	
		Male	Female	18-49	50+
Kamala Harris	-	-	-	-	-
Donald Trump	-	-	-	-	-
RFK	-	-	-	-	-
Another Candidate	-	-	-	-	-
Undecided	-	-	-	-	-
Unweighted Frequency	640	264	364	219	421
Weighted Frequency	640	312	325	270	370

### broken out by income, party ID

	Total	2020 Vote				Party ID		
		Joe Biden	Donald Trump	Another Candidate	Didn't Vote	Dem	GOP	Independent
Kamala Harris	-	-	-	-	-	-	-	-
Donald Trump	-	-	-	-	-	-	-	-
RFK	-	-	-	-	-	-	-	-
Another Candidate	-	-	-	-	-	-	-	-
Undecided	-	-	-	-	-	-	-	-
Unweighted Frequency	640	255	291	40	54	245	257	138
Weighted Frequency	640	295	299	8	38	272	246	122

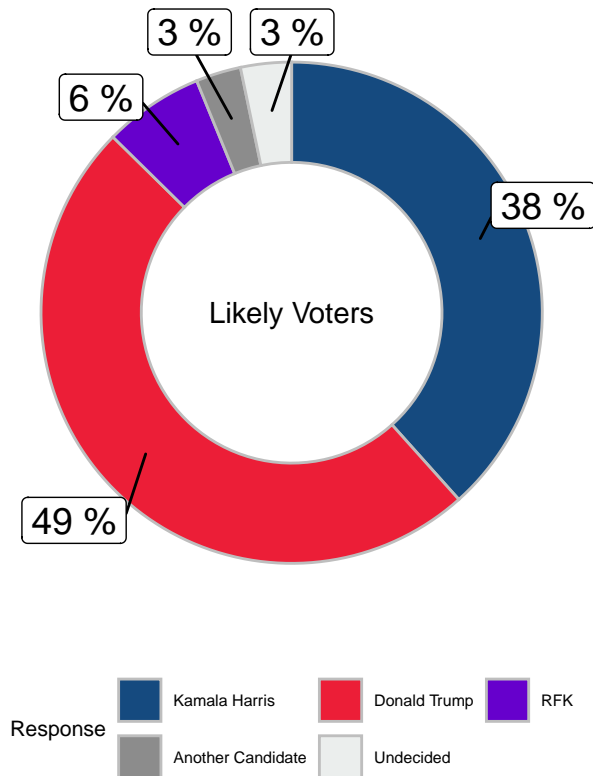
**broken out by White Non-College/College, Party ID**

	White Non-College/College					
	Total	Black	Hispanic	Other	White Coll	White Non-Coll
Kamala Harris	-	-	-	-	-	-
Donald Trump	-	-	-	-	-	-
RFK	-	-	-	-	-	-
Another Candidate	-	-	-	-	-	-
Undecided	-	-	-	-	-	-
Unweighted Frequency	640	117	91	74	193	165
Weighted Frequency	640	152	55	50	184	199

**broken out by 2024 vote**

	2024 Vote				
	Total	Joe Biden	Donald Trump	Another Candidate	Undecided
Kamala Harris	-	-	-	-	-
Donald Trump	-	-	-	-	-
RFK	-	-	-	-	-
Another Candidate	-	-	-	-	-
Undecided	-	-	-	-	-
Unweighted Frequency	640	256	298	33	53
Weighted Frequency	640	276	293	32	40

**If the election for President were held today, and the candidates were Kamala Harris, Donald Trump and RFK Jr, which candidate would you support? (likely voters)**



**broken out by age, gender, and region**

	Gender			Age	
	Total	Male	Female	18-49	50+
Kamala Harris	-	-	-	-	-
Donald Trump	-	-	-	-	-
RFK	-	-	-	-	-
Another Candidate	-	-	-	-	-
Undecided	-	-	-	-	-
Unweighted Frequency	549	234	304	151	398
Weighted Frequency	549	286	281	215	355

**broken out by income, party ID**

	2020 Vote					Party ID		
	Total	Joe Biden	Donald Trump	Another Candidate	Didn't Vote	Dem	GOP	Independent
Kamala Harris	-	-	-	-	-	-	-	-
Donald Trump	-	-	-	-	-	-	-	-
RFK	-	-	-	-	-	-	-	-
Another Candidate	-	-	-	-	-	-	-	-
Undecided	-	-	-	-	-	-	-	-
Unweighted Frequency	549	228	278	19	24	210	236	103
Weighted Frequency	549	267	287	4	12	238	235	97

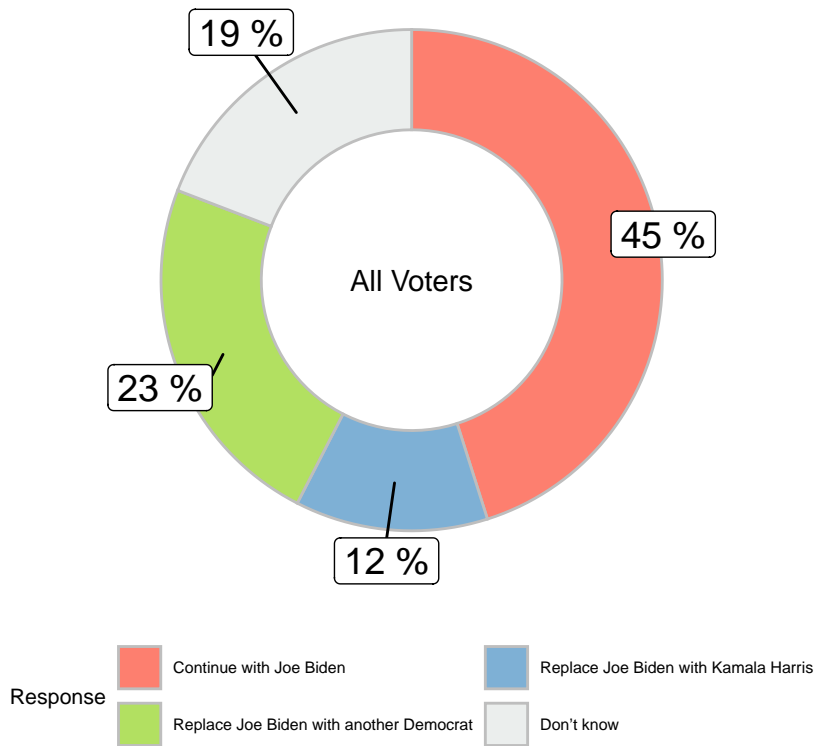
**broken out by White Non-College/College, Party ID**

	White Non-College/College					
	Total	Black	Hispanic	Other	White Coll	White Non-Coll
Kamala Harris	-	-	-	-	-	-
Donald Trump	-	-	-	-	-	-
RFK	-	-	-	-	-	-
Another Candidate	-	-	-	-	-	-
Undecided	-	-	-	-	-	-
Unweighted Frequency	549	101	55	53	187	153
Weighted Frequency	549	132	38	38	178	184

**broken out by 2024 vote**

	2024 Vote				
	Total	Joe Biden	Donald Trump	Another Candidate	Undecided
Kamala Harris	-	-	-	-	-
Donald Trump	-	-	-	-	-
RFK	-	-	-	-	-
Another Candidate	-	-	-	-	-
Undecided	-	-	-	-	-
Unweighted Frequency	549	222	276	21	30
Weighted Frequency	549	248	276	24	22

## In the aftermath of the debate, what do you think the Democratic party should do? (all voters)



## broken out by age, gender, and region

	Total	Gender		Age	
		Male	Female	18-49	50+
Continue with Joe Biden	-	-	-	-	-
Replace Joe Biden with Kamala Harris	-	-	-	-	-
Replace Joe Biden with another Democrat	-	-	-	-	-
Don't know	-	-	-	-	-
Unweighted Frequency	640	264	364	219	421
Weighted Frequency	640	312	325	270	370

## broken out by income, party ID

	Total	2020 Vote				Party ID		
		Joe Biden	Donald Trump	Another Candidate	Didn't Vote	Dem	GOP	Independent
Continue with Joe Biden	-	-	-	-	-	-	-	-
Replace Joe Biden with Kamala Harris	-	-	-	-	-	-	-	-
Replace Joe Biden with another Democrat	-	-	-	-	-	-	-	-
Don't know	-	-	-	-	-	-	-	-
Unweighted Frequency	640	255	291	40	54	245	257	138
Weighted Frequency	640	295	299	8	38	272	246	122

## broken out by White Non-College/College, Party ID

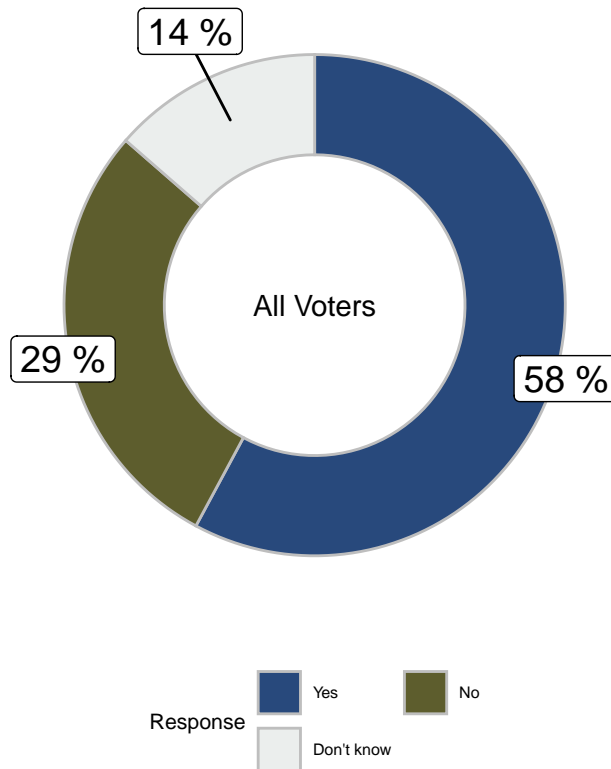
	White Non-College/College					
	Total	Black	Hispanic	Other	White Coll	White Non-Coll
Continue with Joe Biden	-	-	-	-	-	-
Replace Joe Biden with Kamala Harris	-	-	-	-	-	-
Replace Joe Biden with another Democrat	-	-	-	-	-	-
Don't know	-	-	-	-	-	-
Unweighted Frequency	640	117	91	74	193	165
Weighted Frequency	640	152	55	50	184	199

## broken out by 2024 vote

	2024 Vote					2024 Vote				
	Total	Joe Biden	Donald Trump	Another Candidate	Undecided	Joe Biden	Donald Trump	RFK	Another Candidate	Undecided
Continue with Joe Biden	-	-	-	-	-	-	-	-	-	-
Replace Joe Biden with Kamala Harris	-	-	-	-	-	-	-	-	-	-
Replace Joe Biden with another Democrat	-	-	-	-	-	-	-	-	-	-
Don't know	-	-	-	-	-	-	-	-	-	-
Unweighted Frequency	640	256	298	33	53	226	285	46	30	53
Weighted Frequency	640	276	293	32	40	252	278	43	19	48



## Have you heard of Project 2025 recent in the media or through online news articles? (all voters)



**broken out by age, gender, and region**

	Total	Gender		Age	
		Male	Female	18-49	50+
Yes	-	-	-	-	-
No	-	-	-	-	-
Don't know	-	-	-	-	-
Unweighted Frequency	640	264	364	219	421
Weighted Frequency	640	312	325	270	370

**broken out by income, party ID**

	Total	2020 Vote				Party ID		
		Joe Biden	Donald Trump	Another Candidate	Didn't Vote	Dem	GOP	Independent
Yes	-	-	-	-	-	-	-	-
No	-	-	-	-	-	-	-	-
Don't know	-	-	-	-	-	-	-	-
Unweighted Frequency	640	255	291	40	54	245	257	138
Weighted Frequency	640	295	299	8	38	272	246	122

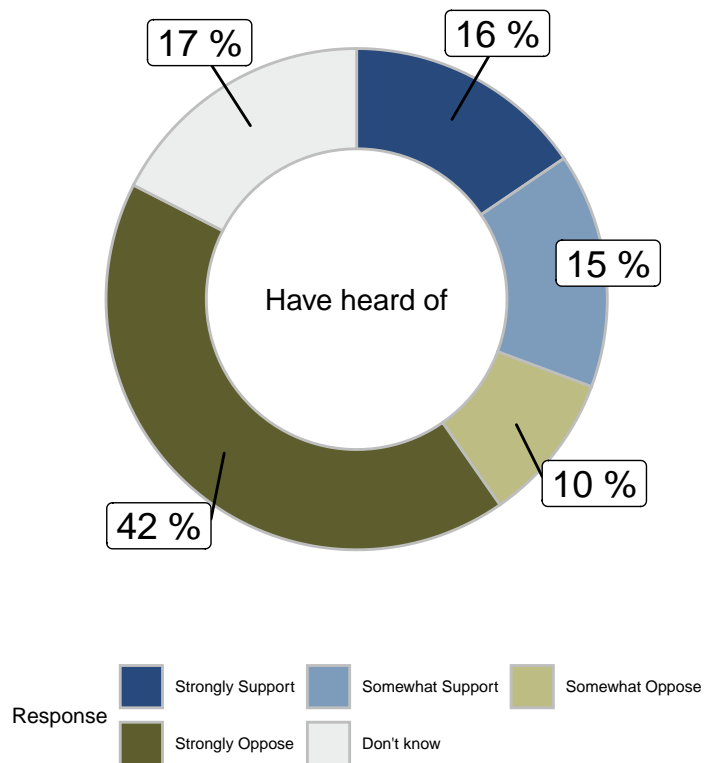
**broken out by White Non-College/College, Party ID**

	White Non-College/College					
	Total	Black	Hispanic	Other	White Coll	White Non-Coll
Yes	-	-	-	-	-	-
No	-	-	-	-	-	-
Don't know	-	-	-	-	-	-
Unweighted Frequency	640	117	91	74	193	165
Weighted Frequency	640	152	55	50	184	199

**broken out by 2024 vote**

	2024 Vote					2024 Vote				
	Total	Joe Biden	Donald Trump	Another Candidate	Undecided	Joe Biden	Donald Trump	RFK	Another Candidate	Undecided
Yes	-	-	-	-	-	-	-	-	-	-
No	-	-	-	-	-	-	-	-	-	-
Don't know	-	-	-	-	-	-	-	-	-	-
Unweighted Frequency	640	256	298	33	53	226	285	46	30	53
Weighted Frequency	640	276	293	32	40	252	278	43	19	48

## Do you support or oppose Project 2025? (Answered “Yes” to have heard of)



**broken out by age, gender, and region**

	Gender			Age	
	Total	Male	Female	18-49	50+
Strongly Support	-	-	-	-	-
Somewhat Support	-	-	-	-	-
Somewhat Oppose	-	-	-	-	-
Strongly Oppose	-	-	-	-	-
Don't know	-	-	-	-	-
Unweighted Frequency	361	159	196	115	246
Weighted Frequency	361	187	182	158	212

**broken out by income, party ID**

	Total	2020 Vote				Party ID		
		Joe Biden	Donald Trump	Another Candidate	Didn't Vote	Dem	GOP	Independent
Strongly Support	-	-	-	-	-	-	-	-
Somewhat Support	-	-	-	-	-	-	-	-
Somewhat Oppose	-	-	-	-	-	-	-	-
Strongly Oppose	-	-	-	-	-	-	-	-
Don't know	-	-	-	-	-	-	-	-
Unweighted Frequency	361	170	149	16	26	152	132	77
Weighted Frequency	361	196	151	3	20	170	128	73

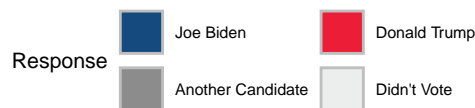
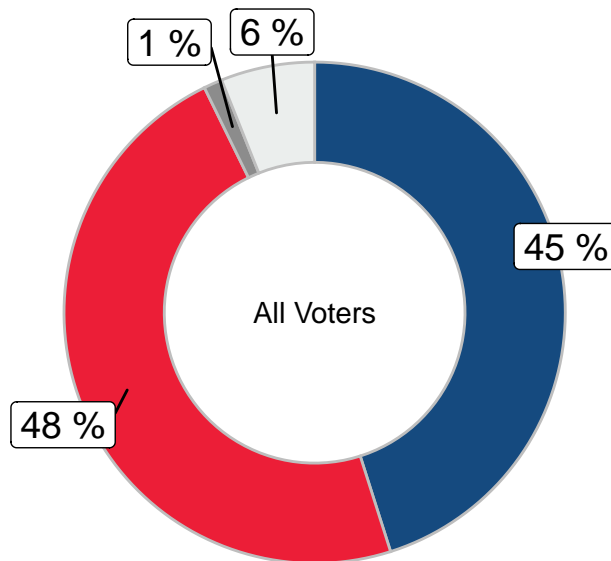
### broken out by White Non-College/College, Party ID

	White Non-College/College					
	Total	Black	Hispanic	Other	White Coll	White Non-Coll
Strongly Support	-	-	-	-	-	-
Somewhat Support	-	-	-	-	-	-
Somewhat Oppose	-	-	-	-	-	-
Strongly Oppose	-	-	-	-	-	-
Don't know	-	-	-	-	-	-
Unweighted Frequency	361	79	40	32	138	72
Weighted Frequency	361	104	23	23	134	87

### broken out by 2024 vote

	Total	2024 Vote				2024 Vote				
		Joe Biden	Donald Trump	Another Candidate	Undecided	Joe Biden	Donald Trump	RFK	Another Candidate	Undecided
Strongly Support	-	-	-	-	-	-	-	-	-	-
Somewhat Support	-	-	-	-	-	-	-	-	-	-
Somewhat Oppose	-	-	-	-	-	-	-	-	-	-
Strongly Oppose	-	-	-	-	-	-	-	-	-	-
Don't know	-	-	-	-	-	-	-	-	-	-
Unweighted Frequency	361	175	148	17	21	159	144	21	13	24
Weighted Frequency	361	195	144	16	15	182	141	18	8	21

**In the most recent Presidential election (November 2020) which party did you vote for in the Presidential election? (all voters) [Post Shooting]**



**broken out by age, gender, and region**

	Total	Gender		Age	
		Male	Female	18-49	50+
Joe Biden	-	-	-	-	-
Donald Trump	-	-	-	-	-
Another Candidate	-	-	-	-	-
Didn't Vote	-	-	-	-	-
Unweighted Frequency	341	148	181	106	235
Weighted Frequency	341	166	173	141	200

**broken out by income, party ID**

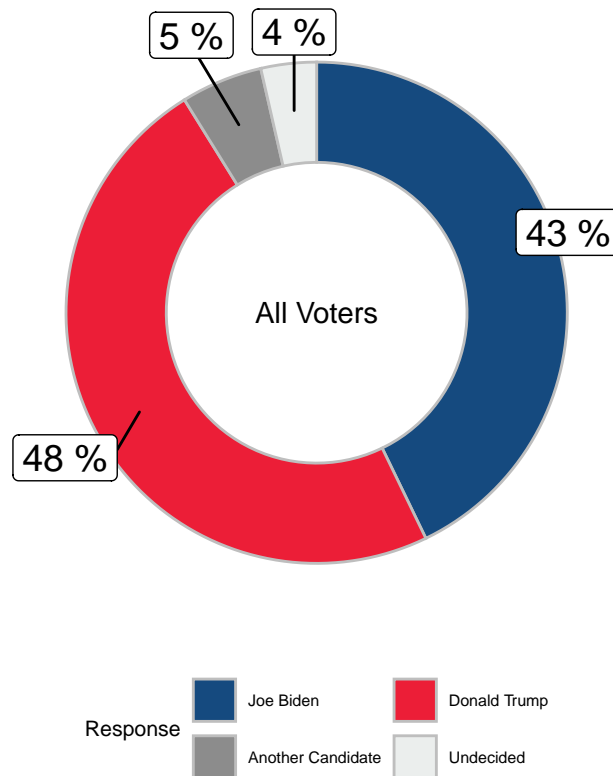
	Total	2020 Vote				Party ID		
		Joe Biden	Donald Trump	Another Candidate	Didn't Vote	Dem	GOP	Independent
Joe Biden	-	-	-	-	-	-	-	-
Donald Trump	-	-	-	-	-	-	-	-
Another Candidate	-	-	-	-	-	-	-	-
Didn't Vote	-	-	-	-	-	-	-	-
Unweighted Frequency	341	144	154	18	25	121	144	76
Weighted Frequency	341	154	162	4	21	128	149	64



**broken out by White Non-College/College, Party ID**

	White Non-College/College					
	Total	Black	Hispanic	Other	White Coll	White Non-Coll
Joe Biden	-	-	-	-	-	-
Donald Trump	-	-	-	-	-	-
Another Candidate	-	-	-	-	-	-
Didn't Vote	-	-	-	-	-	-
Unweighted Frequency	341	54	39	40	118	90
Weighted Frequency	341	77	25	27	105	107

**If the election for President were held today, and the candidates were Joe Biden and Donald Trump, which candidate would you support? (all voters) [Post Shooting]**



**broken out by age, gender, and region**

	Total	Gender		Age	
		Male	Female	18-49	50+
Joe Biden	-	-	-	-	-
Donald Trump	-	-	-	-	-
Another Candidate	-	-	-	-	-
Undecided	-	-	-	-	-
Unweighted Frequency	341	148	181	106	235
Weighted Frequency	341	166	173	141	200

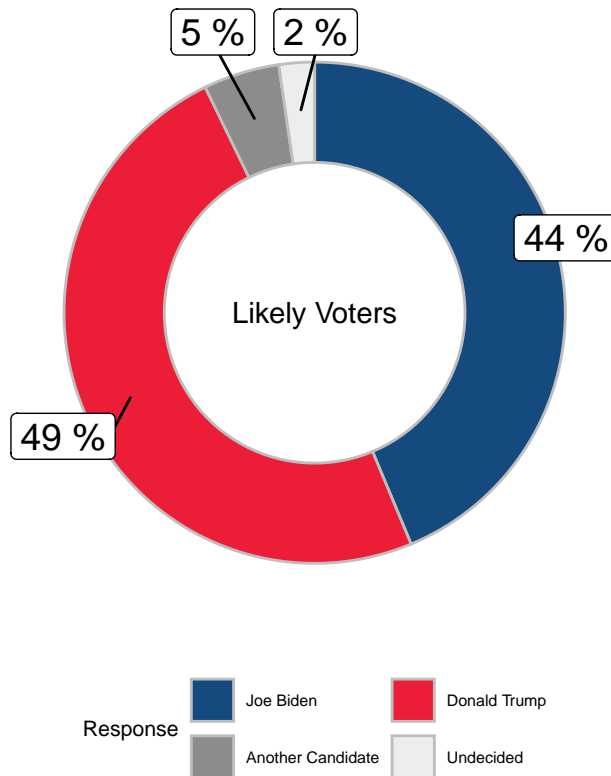
**broken out by income, party ID**

	Total	2020 Vote				Party ID		
		Joe Biden	Donald Trump	Another Candidate	Didn't Vote	Dem	GOP	Independent
Joe Biden	-	-	-	-	-	-	-	-
Donald Trump	-	-	-	-	-	-	-	-
Another Candidate	-	-	-	-	-	-	-	-
Undecided	-	-	-	-	-	-	-	-
Unweighted Frequency	341	144	154	18	25	121	144	76
Weighted Frequency	341	154	162	4	21	128	149	64

**broken out by White Non-College/College, Party ID**

	White Non-College/College					
	Total	Black	Hispanic	Other	White Coll	White Non-Coll
Joe Biden	-	-	-	-	-	-
Donald Trump	-	-	-	-	-	-
Another Candidate	-	-	-	-	-	-
Undecided	-	-	-	-	-	-
Unweighted Frequency	341	54	39	40	118	90
Weighted Frequency	341	77	25	27	105	107

**If the election for President were held today, and the candidates were Joe Biden and Donald Trump, which candidate would you support? (likely voters) [Post Shooting]**



### broken out by age, gender, and region

	Total	Gender		Age	
		Male	Female	18-49	50+
Joe Biden	-	-	-	-	-
Donald Trump	-	-	-	-	-
Another Candidate	-	-	-	-	-
Undecided	-	-	-	-	-
Unweighted Frequency	312	133	167	82	230
Weighted Frequency	312	159	161	125	196

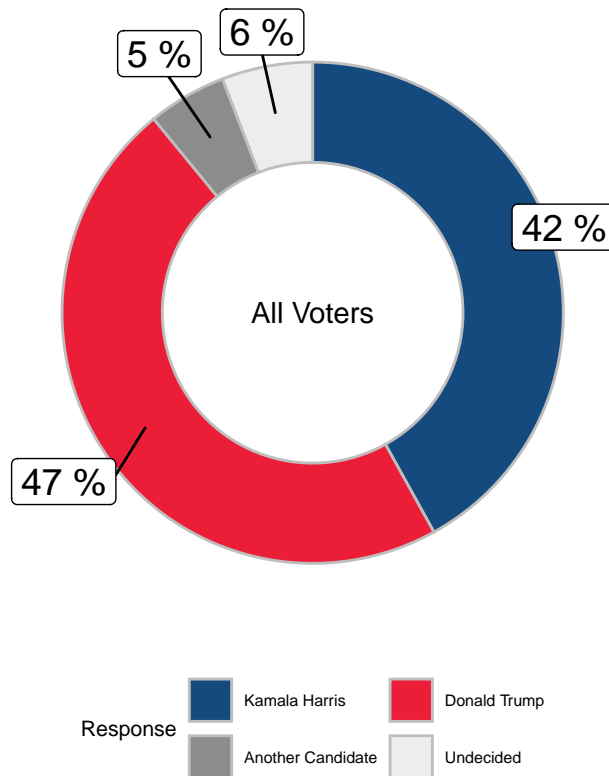
### broken out by income, party ID

	Total	2020 Vote				Party ID		
		Joe Biden	Donald Trump	Another Candidate	Didn't Vote	Dem	GOP	Independent
Joe Biden	-	-	-	-	-	-	-	-
Donald Trump	-	-	-	-	-	-	-	-
Another Candidate	-	-	-	-	-	-	-	-
Undecided	-	-	-	-	-	-	-	-
Unweighted Frequency	312	139	146	12	15	111	135	66
Weighted Frequency	312	148	155	2	16	120	142	59

**broken out by White Non-College/College, Party ID**

	White Non-College/College					
	Total	Black	Hispanic	Other	White Coll	White Non-Coll
Joe Biden	-	-	-	-	-	-
Donald Trump	-	-	-	-	-	-
Another Candidate	-	-	-	-	-	-
Undecided	-	-	-	-	-	-
Unweighted Frequency	312	48	24	32	118	90
Weighted Frequency	312	70	18	21	105	107

**If the election for President were held today, and the candidates were Kamala Harris and Donald Trump, which candidate would you support? (all voters) [Post Shooting]**





### broken out by age, gender, and region

	Total	Gender		Age	
		Male	Female	18-49	50+
Kamala Harris	-	-	-	-	-
Donald Trump	-	-	-	-	-
Another Candidate	-	-	-	-	-
Undecided	-	-	-	-	-
Unweighted Frequency	341	148	181	106	235
Weighted Frequency	341	166	173	141	200

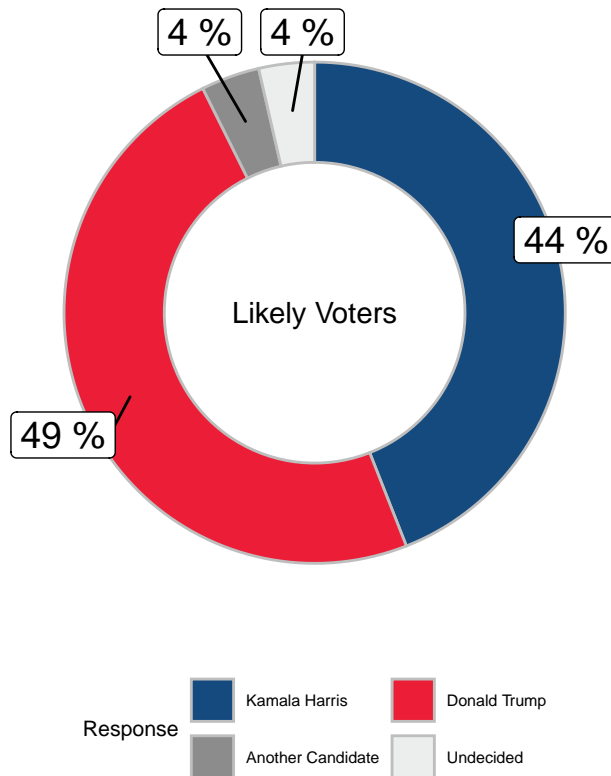
### broken out by income, party ID

	Total	2020 Vote				Party ID		
		Joe Biden	Donald Trump	Another Candidate	Didn't Vote	Dem	GOP	Independent
Kamala Harris	-	-	-	-	-	-	-	-
Donald Trump	-	-	-	-	-	-	-	-
Another Candidate	-	-	-	-	-	-	-	-
Undecided	-	-	-	-	-	-	-	-
Unweighted Frequency	341	144	154	18	25	121	144	76
Weighted Frequency	341	154	162	4	21	128	149	64

**broken out by White Non-College/College, Party ID**

	White Non-College/College					
	Total	Black	Hispanic	Other	White Coll	White Non-Coll
Kamala Harris	-	-	-	-	-	-
Donald Trump	-	-	-	-	-	-
Another Candidate	-	-	-	-	-	-
Undecided	-	-	-	-	-	-
Unweighted Frequency	341	54	39	40	118	90
Weighted Frequency	341	77	25	27	105	107

**If the election for President were held today, and the candidates were Kamala Harris and Donald Trump, which candidate would you support? (likely voters) [Post Shooting]**



### broken out by age, gender, and region

	Total	Gender		Age	
		Male	Female	18-49	50+
Kamala Harris	-	-	-	-	-
Donald Trump	-	-	-	-	-
Another Candidate	-	-	-	-	-
Undecided	-	-	-	-	-
Unweighted Frequency	312	133	167	82	230
Weighted Frequency	312	159	161	125	196

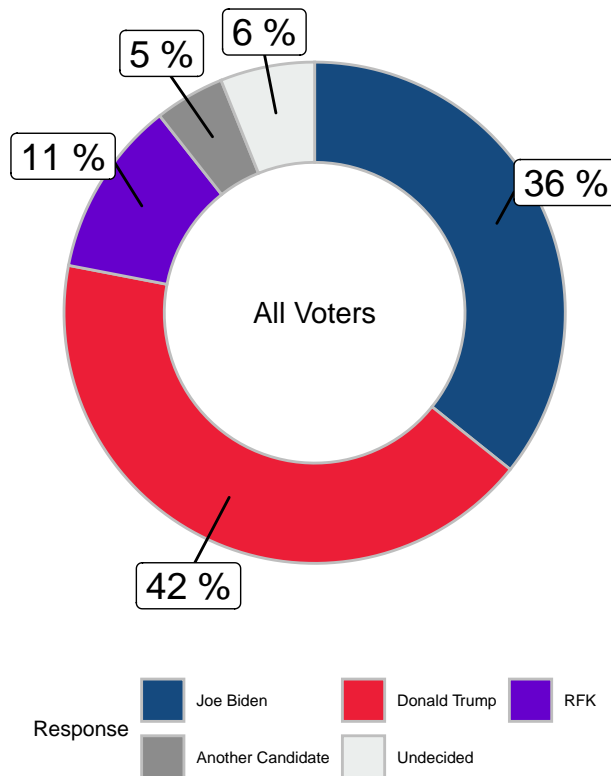
### broken out by income, party ID

	Total	2020 Vote				Party ID		
		Joe Biden	Donald Trump	Another Candidate	Didn't Vote	Dem	GOP	Independent
Kamala Harris	-	-	-	-	-	-	-	-
Donald Trump	-	-	-	-	-	-	-	-
Another Candidate	-	-	-	-	-	-	-	-
Undecided	-	-	-	-	-	-	-	-
Unweighted Frequency	312	139	146	12	15	111	135	66
Weighted Frequency	312	148	155	2	16	120	142	59

**broken out by White Non-College/College, Party ID**

	White Non-College/College					
	Total	Black	Hispanic	Other	White Coll	White Non-Coll
Kamala Harris	-	-	-	-	-	-
Donald Trump	-	-	-	-	-	-
Another Candidate	-	-	-	-	-	-
Undecided	-	-	-	-	-	-
Unweighted Frequency	312	48	24	32	118	90
Weighted Frequency	312	70	18	21	105	107

**If the election for President were held today, and the candidates were Joe Biden, Donald Trump and RFK Jr, which candidate would you support? (all voters) [Post Shooting]**



### broken out by age, gender, and region

	Gender			Age	
	Total	Male	Female	18-49	50+
Joe Biden	-	-	-	-	-
Donald Trump	-	-	-	-	-
RFK	-	-	-	-	-
Another Candidate	-	-	-	-	-
Undecided	-	-	-	-	-
Unweighted Frequency	341	148	181	106	235
Weighted Frequency	341	166	173	141	200

### broken out by income, party ID

	2020 Vote					Party ID		
	Total	Joe Biden	Donald Trump	Another Candidate	Didn't Vote	Dem	GOP	Independent
Joe Biden	-	-	-	-	-	-	-	-
Donald Trump	-	-	-	-	-	-	-	-
RFK	-	-	-	-	-	-	-	-
Another Candidate	-	-	-	-	-	-	-	-
Undecided	-	-	-	-	-	-	-	-
Unweighted Frequency	341	144	154	18	25	121	144	76
Weighted Frequency	341	154	162	4	21	128	149	64

**broken out by White Non-College/College, Party ID**

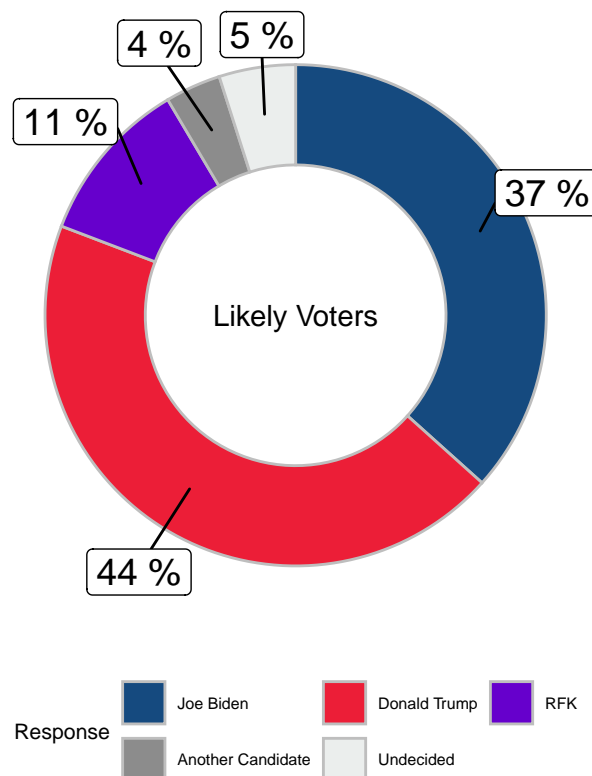
	White Non-College/College					
	Total	Black	Hispanic	Other	White Coll	White Non-Coll
Joe Biden	-	-	-	-	-	-
Donald Trump	-	-	-	-	-	-
RFK	-	-	-	-	-	-
Another Candidate	-	-	-	-	-	-
Undecided	-	-	-	-	-	-
Unweighted Frequency	341	54	39	40	118	90
Weighted Frequency	341	77	25	27	105	107

**broken out by 2024 vote**

	2024 Vote				
	Total	Joe Biden	Donald Trump	Another Candidate	Undecided
Joe Biden	-	-	-	-	-
Donald Trump	-	-	-	-	-
RFK	-	-	-	-	-
Another Candidate	-	-	-	-	-
Undecided	-	-	-	-	-
Unweighted Frequency	341	148	154	22	17
Weighted Frequency	341	146	165	18	12



**If the election for President were held today, and the candidates were Joe Biden, Donald Trump and RFK Jr, which candidate would you support? (likely voters) [Post Shooting]**



### broken out by age, gender, and region

	Gender			Age	
	Total	Male	Female	18-49	50+
Joe Biden	-	-	-	-	-
Donald Trump	-	-	-	-	-
RFK	-	-	-	-	-
Another Candidate	-	-	-	-	-
Undecided	-	-	-	-	-
Unweighted Frequency	312	133	167	82	230
Weighted Frequency	312	159	161	125	196

### broken out by income, party ID

	2020 Vote					Party ID		
	Total	Joe Biden	Donald Trump	Another Candidate	Didn't Vote	Dem	GOP	Independent
Joe Biden	-	-	-	-	-	-	-	-
Donald Trump	-	-	-	-	-	-	-	-
RFK	-	-	-	-	-	-	-	-
Another Candidate	-	-	-	-	-	-	-	-
Undecided	-	-	-	-	-	-	-	-
Unweighted Frequency	312	139	146	12	15	111	135	66
Weighted Frequency	312	148	155	2	16	120	142	59

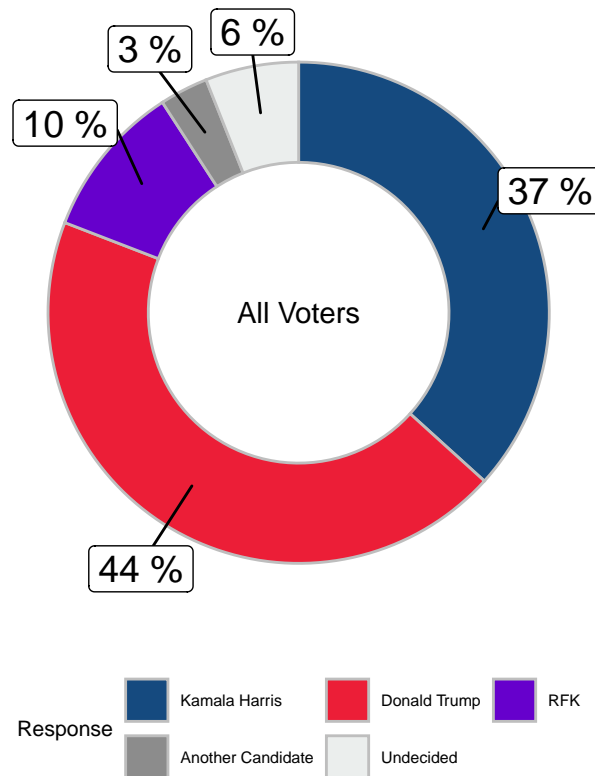
**broken out by White Non-College/College, Party ID**

	White Non-College/College					
	Total	Black	Hispanic	Other	White Coll	White Non-Coll
Joe Biden	-	-	-	-	-	-
Donald Trump	-	-	-	-	-	-
RFK	-	-	-	-	-	-
Another Candidate	-	-	-	-	-	-
Undecided	-	-	-	-	-	-
Unweighted Frequency	312	48	24	32	118	90
Weighted Frequency	312	70	18	21	105	107

**broken out by 2024 vote**

	2024 Vote				
	Total	Joe Biden	Donald Trump	Another Candidate	Undecided
Joe Biden	-	-	-	-	-
Donald Trump	-	-	-	-	-
RFK	-	-	-	-	-
Another Candidate	-	-	-	-	-
Undecided	-	-	-	-	-
Unweighted Frequency	312	139	146	18	9
Weighted Frequency	312	140	158	16	7

**If the election for President were held today, and the candidates were Kamala Harris, Donald Trump and RFK Jr, which candidate would you support? (all voters) [Post Shooting]**



### broken out by age, gender, and region

	Gender			Age	
	Total	Male	Female	18-49	50+
Kamala Harris	-	-	-	-	-
Donald Trump	-	-	-	-	-
RFK	-	-	-	-	-
Another Candidate	-	-	-	-	-
Undecided	-	-	-	-	-
Unweighted Frequency	341	148	181	106	235
Weighted Frequency	341	166	173	141	200

### broken out by income, party ID

	2020 Vote					Party ID		
	Total	Joe Biden	Donald Trump	Another Candidate	Didn't Vote	Dem	GOP	Independent
Kamala Harris	-	-	-	-	-	-	-	-
Donald Trump	-	-	-	-	-	-	-	-
RFK	-	-	-	-	-	-	-	-
Another Candidate	-	-	-	-	-	-	-	-
Undecided	-	-	-	-	-	-	-	-
Unweighted Frequency	341	144	154	18	25	121	144	76
Weighted Frequency	341	154	162	4	21	128	149	64

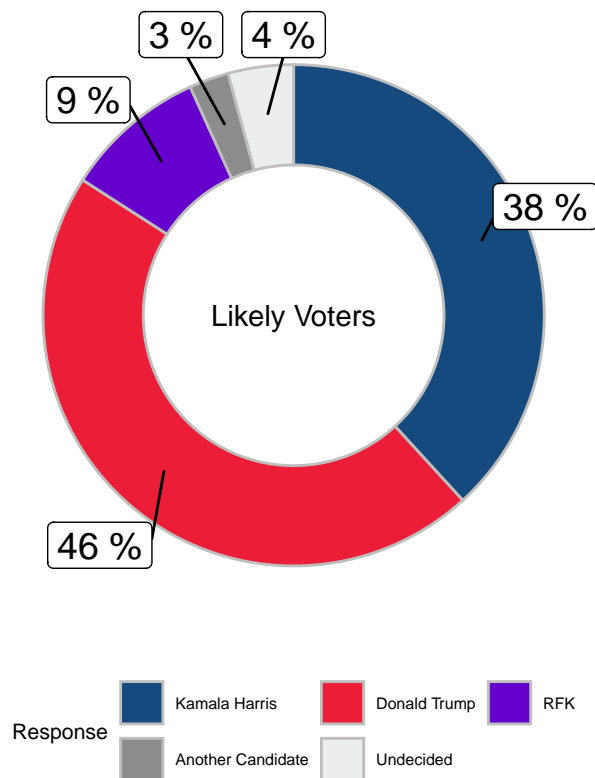
### broken out by White Non-College/College, Party ID

	White Non-College/College					
	Total	Black	Hispanic	Other	White Coll	White Non-Coll
Kamala Harris	-	-	-	-	-	-
Donald Trump	-	-	-	-	-	-
RFK	-	-	-	-	-	-
Another Candidate	-	-	-	-	-	-
Undecided	-	-	-	-	-	-
Unweighted Frequency	341	54	39	40	118	90
Weighted Frequency	341	77	25	27	105	107

### broken out by 2024 vote

	2024 Vote				
	Total	Joe Biden	Donald Trump	Another Candidate	Undecided
Kamala Harris	-	-	-	-	-
Donald Trump	-	-	-	-	-
RFK	-	-	-	-	-
Another Candidate	-	-	-	-	-
Undecided	-	-	-	-	-
Unweighted Frequency	341	148	154	22	17
Weighted Frequency	341	146	165	18	12

**If the election for President were held today, and the candidates were Kamala Harris, Donald Trump and RFK Jr, which candidate would you support? (likely voters) [Post Shooting]**



### broken out by age, gender, and region

	Gender			Age	
	Total	Male	Female	18-49	50+
Kamala Harris	-	-	-	-	-
Donald Trump	-	-	-	-	-
RFK	-	-	-	-	-
Another Candidate	-	-	-	-	-
Undecided	-	-	-	-	-
Unweighted Frequency	312	133	167	82	230
Weighted Frequency	312	159	161	125	196

### broken out by income, party ID

	2020 Vote					Party ID		
	Total	Joe Biden	Donald Trump	Another Candidate	Didn't Vote	Dem	GOP	Independent
Kamala Harris	-	-	-	-	-	-	-	-
Donald Trump	-	-	-	-	-	-	-	-
RFK	-	-	-	-	-	-	-	-
Another Candidate	-	-	-	-	-	-	-	-
Undecided	-	-	-	-	-	-	-	-
Unweighted Frequency	312	139	146	12	15	111	135	66
Weighted Frequency	312	148	155	2	16	120	142	59



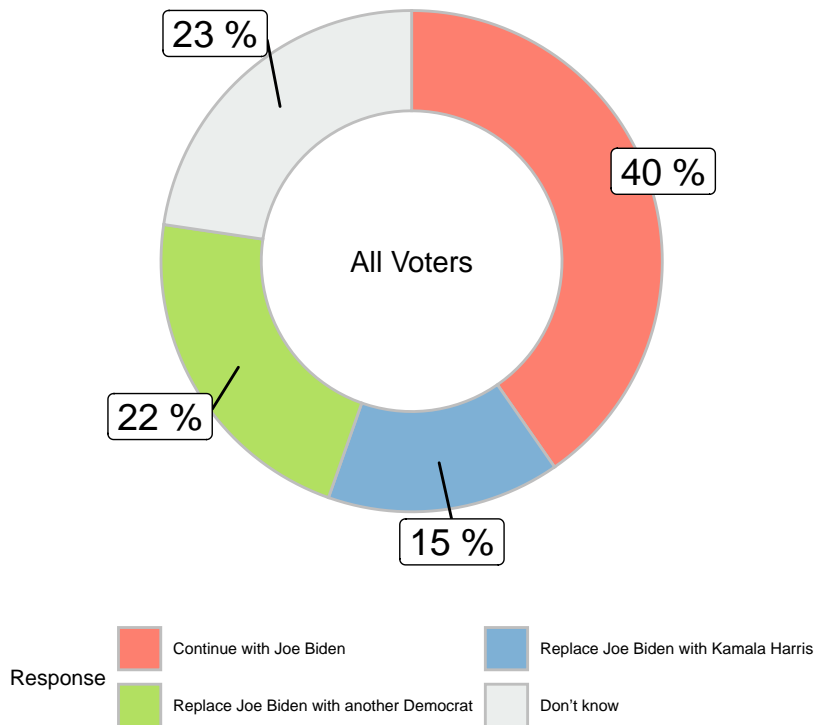
**broken out by White Non-College/College, Party ID**

	White Non-College/College					
	Total	Black	Hispanic	Other	White Coll	White Non-Coll
Kamala Harris	-	-	-	-	-	-
Donald Trump	-	-	-	-	-	-
RFK	-	-	-	-	-	-
Another Candidate	-	-	-	-	-	-
Undecided	-	-	-	-	-	-
Unweighted Frequency	312	48	24	32	118	90
Weighted Frequency	312	70	18	21	105	107

**broken out by 2024 vote**

	2024 Vote				
	Total	Joe Biden	Donald Trump	Another Candidate	Undecided
Kamala Harris	-	-	-	-	-
Donald Trump	-	-	-	-	-
RFK	-	-	-	-	-
Another Candidate	-	-	-	-	-
Undecided	-	-	-	-	-
Unweighted Frequency	312	139	146	18	9
Weighted Frequency	312	140	158	16	7

## In the aftermath of the debate, what do you think the Democratic party should do? (all voters) [Post Shooting]



## broken out by age, gender, and region

	Total	Gender		Age	
		Male	Female	18-49	50+
Continue with Joe Biden	-	-	-	-	-
Replace Joe Biden with Kamala Harris	-	-	-	-	-
Replace Joe Biden with another Democrat	-	-	-	-	-
Don't know	-	-	-	-	-
Unweighted Frequency	341	148	181	106	235
Weighted Frequency	341	166	173	141	200

## broken out by income, party ID

	Total	2020 Vote				Party ID		
		Joe Biden	Donald Trump	Another Candidate	Didn't Vote	Dem	GOP	Independent
Continue with Joe Biden	-	-	-	-	-	-	-	-
Replace Joe Biden with Kamala Harris	-	-	-	-	-	-	-	-
Replace Joe Biden with another Democrat	-	-	-	-	-	-	-	-
Don't know	-	-	-	-	-	-	-	-
Unweighted Frequency	341	144	154	18	25	121	144	76
Weighted Frequency	341	154	162	4	21	128	149	64

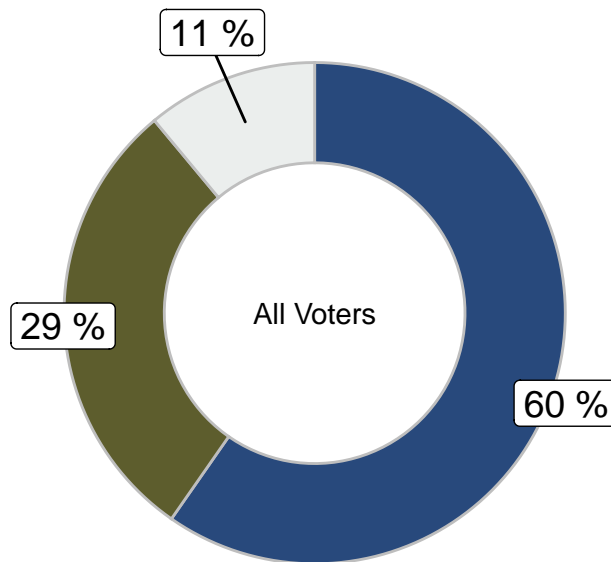
## broken out by White Non-College/College, Party ID

	White Non-College/College					
	Total	Black	Hispanic	Other	White Coll	White Non-Coll
Continue with Joe Biden	-	-	-	-	-	-
Replace Joe Biden with Kamala Harris	-	-	-	-	-	-
Replace Joe Biden with another Democrat	-	-	-	-	-	-
Don't know	-	-	-	-	-	-
Unweighted Frequency	341	54	39	40	118	90
Weighted Frequency	341	77	25	27	105	107

## broken out by 2024 vote

	2024 Vote					2024 Vote				
	Total	Joe Biden	Donald Trump	Another Candidate	Undecided	Joe Biden	Donald Trump	RFK	Another Candidate	Undecided
Continue with Joe Biden	-	-	-	-	-	-	-	-	-	-
Replace Joe Biden with Kamala Harris	-	-	-	-	-	-	-	-	-	-
Replace Joe Biden with another Democrat	-	-	-	-	-	-	-	-	-	-
Don't know	-	-	-	-	-	-	-	-	-	-
Unweighted Frequency	341	148	154	22	17	126	140	26	20	29
Weighted Frequency	341	146	165	18	12	122	144	39	15	21

## Have you heard of Project 2025 recent in the media or through online news articles? (all voters) [Post Shooting]



**broken out by age, gender, and region**

	Gender			Age	
	Total	Male	Female	18-49	50+
Yes	-	-	-	-	-
No	-	-	-	-	-
Don't know	-	-	-	-	-
Unweighted Frequency	341	148	181	106	235
Weighted Frequency	341	166	173	141	200

**broken out by income, party ID**

	2020 Vote					Party ID		
	Total	Joe Biden	Donald Trump	Another Candidate	Didn't Vote	Dem	GOP	Independent
Yes	-	-	-	-	-	-	-	-
No	-	-	-	-	-	-	-	-
Don't know	-	-	-	-	-	-	-	-
Unweighted Frequency	341	144	154	18	25	121	144	76
Weighted Frequency	341	154	162	4	21	128	149	64

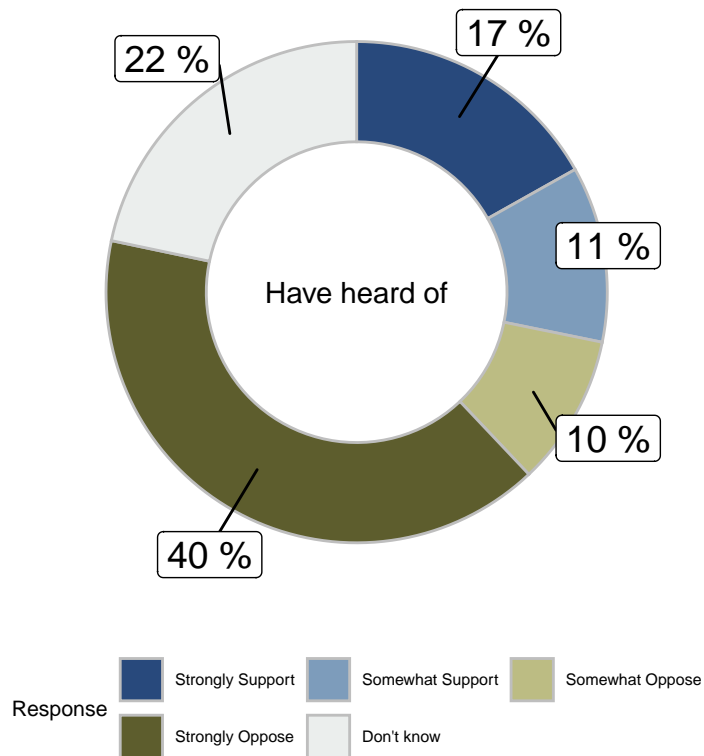
**broken out by White Non-College/College, Party ID**

	White Non-College/College					
	Total	Black	Hispanic	Other	White Coll	White Non-Coll
Yes	-	-	-	-	-	-
No	-	-	-	-	-	-
Don't know	-	-	-	-	-	-
Unweighted Frequency	341	54	39	40	118	90
Weighted Frequency	341	77	25	27	105	107

**broken out by 2024 vote**

	2024 Vote					2024 Vote				
	Total	Joe Biden	Donald Trump	Another Candidate	Undecided	Joe Biden	Donald Trump	RFK	Another Candidate	Undecided
Yes	-	-	-	-	-	-	-	-	-	-
No	-	-	-	-	-	-	-	-	-	-
Don't know	-	-	-	-	-	-	-	-	-	-
Unweighted Frequency	341	148	154	22	17	126	140	26	20	29
Weighted Frequency	341	146	165	18	12	122	144	39	15	21

## Do you support or oppose Project 2025? (Answered “Yes” to have heard of) [Post Shooting]





**broken out by age, gender, and region**

	Total	Gender		Age	
		Male	Female	18-49	50+
Strongly Support	-	-	-	-	-
Somewhat Support	-	-	-	-	-
Somewhat Oppose	-	-	-	-	-
Strongly Oppose	-	-	-	-	-
Don't know	-	-	-	-	-
Unweighted Frequency	206	93	106	58	148
Weighted Frequency	206	101	101	80	124

**broken out by income, party ID**

	Total	2020 Vote				Party ID		
		Joe Biden	Donald Trump	Another Candidate	Didn't Vote	Dem	GOP	Independent
Strongly Support	-	-	-	-	-	-	-	-
Somewhat Support	-	-	-	-	-	-	-	-
Somewhat Oppose	-	-	-	-	-	-	-	-
Strongly Oppose	-	-	-	-	-	-	-	-
Don't know	-	-	-	-	-	-	-	-
Unweighted Frequency	206	105	77	14	10	86	73	47
Weighted Frequency	206	117	77	3	6	97	69	37

**broken out by White Non-College/College, Party ID**

	White Non-College/College					
	Total	Black	Hispanic	Other	White Coll	White Non-Coll
Strongly Support	-	-	-	-	-	-
Somewhat Support	-	-	-	-	-	-
Somewhat Oppose	-	-	-	-	-	-
Strongly Oppose	-	-	-	-	-	-
Don't know	-	-	-	-	-	-
Unweighted Frequency	206	36	19	25	79	47
Weighted Frequency	206	55	13	15	67	53

**broken out by 2024 vote**

	Total	2024 Vote				2024 Vote				
		Joe Biden	Donald Trump	Another Candidate	Undecided	Joe Biden	Donald Trump	RFK	Another Candidate	Undecided
Strongly Support	-	-	-	-	-	-	-	-	-	-
Somewhat Support	-	-	-	-	-	-	-	-	-	-
Somewhat Oppose	-	-	-	-	-	-	-	-	-	-
Strongly Oppose	-	-	-	-	-	-	-	-	-	-
Don't know	-	-	-	-	-	-	-	-	-	-
Unweighted Frequency	206	107	80	11	8	96	74	14	11	11
Weighted Frequency	206	109	80	9	6	94	70	22	8	9