

## Mainstreet Research Survey - Florida



## About Mainstreet

Mainstreet has an impressive track record in accurately forecasting election results in Canada and the United States and has become a trusted source for comprehensive market research, analysis and advice. Our insights are found in major media outlets across the country.

Mainstreet Research is a proud corporate member of CRIC and exceeds all Canadian and international standards for market research and public opinion research.

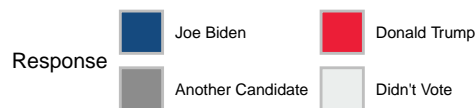
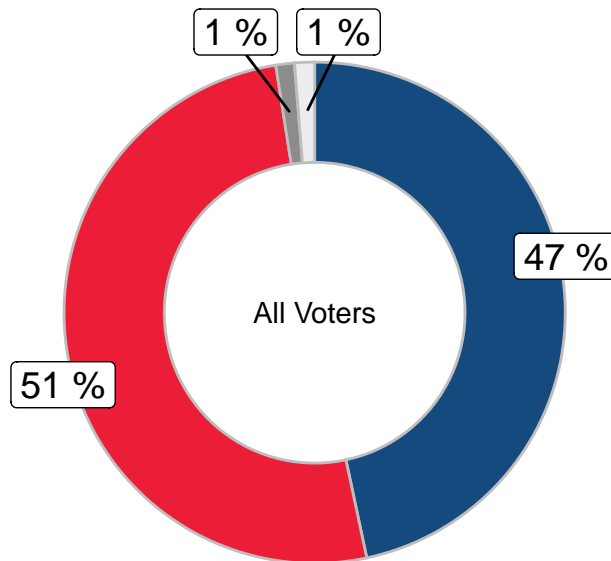
## Methodology

The analysis in this report is based on results of a survey conducted from Saturday, August 10th to Sunday, August 11th, 2024, among a sample of 1055 Registered Voters, 18 years of age or older, living in Florida. The survey was conducted with IVR, text messaging and an online panel to complete the survey. The survey is intended to represent the voting population in Florida. Weights are applied for Gender, Race, Education and Past vote. Party ID is determined by asking which party each respondent most identifies with, as some states do not have voter registration by party. All voters are asked how likely they are to vote, and the voters who say they are most likely to vote are added to the Likely Voter screen.

Since the poll was partially completed online, a margin of error cannot be assigned to the poll, but a poll of this size would have a margin of error of +/- 3% at the 95% confidence level. Margins of error are higher in each subsample.

This poll was commissioned by and is the exclusive property of Mainstreet Research and FAU. Any reproduction, in whole or in part of this report or the data contained herein is expressly prohibited without written authorization by Mainstreet Research and FAU.

**In the most recent Presidential election (November 2020) which party did you vote for in the Presidential election? (all voters)**



### broken out by age, gender, and region

	Total	Gender		Age	
		Male	Female	18-49	50+
Joe Biden	-	-	-	-	-
Donald Trump	-	-	-	-	-
Another Candidate	-	-	-	-	-
Didn't Vote	-	-	-	-	-
Unweighted Frequency	1055	489	548	302	753
Weighted Frequency	1055	515	535	437	618

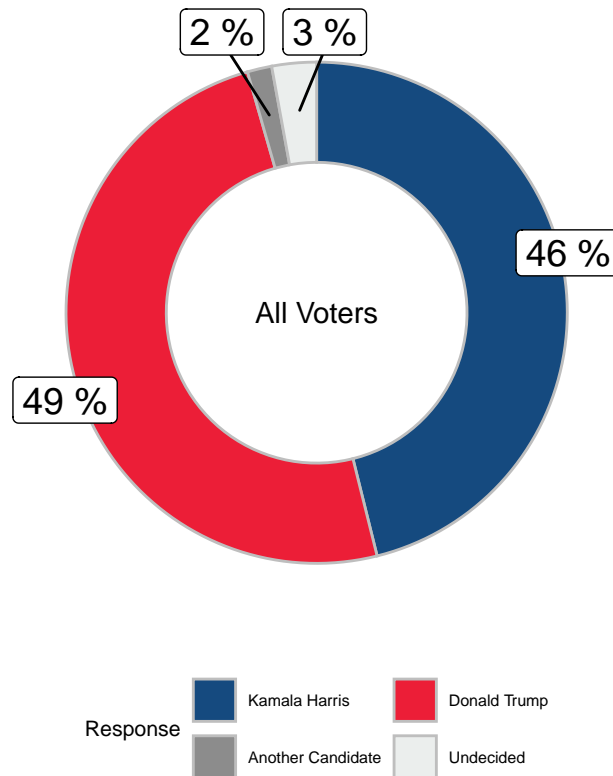
### broken out by income, party ID

	Total	2020 Vote				Party ID		
		Joe Biden	Donald Trump	Another Candidate	Didn't Vote	Dem	GOP	Independent
Joe Biden	-	-	-	-	-	-	-	-
Donald Trump	-	-	-	-	-	-	-	-
Another Candidate	-	-	-	-	-	-	-	-
Didn't Vote	-	-	-	-	-	-	-	-
Unweighted Frequency	1055	565	427	27	36	450	377	228
Weighted Frequency	1055	492	536	13	14	392	450	213

**broken out by White Non-College/College, Party ID**

	White Non-College/College					
	Total	Black	Hispanic	Other	White Coll	White Non-Coll
Joe Biden	-	-	-	-	-	-
Donald Trump	-	-	-	-	-	-
Another Candidate	-	-	-	-	-	-
Didn't Vote	-	-	-	-	-	-
Unweighted Frequency	1055	106	129	68	429	323
Weighted Frequency	1055	116	159	55	294	431

**If the election for President were held today, and the candidates were Kamala Harris and Donald Trump, which candidate would you support? (all voters)**



### broken out by age, gender, and region

	Total	Gender		Age	
		Male	Female	18-49	50+
Kamala Harris	-	-	-	-	-
Donald Trump	-	-	-	-	-
Another Candidate	-	-	-	-	-
Undecided	-	-	-	-	-
Unweighted Frequency	1055	489	548	302	753
Weighted Frequency	1055	515	535	437	618

### broken out by income, party ID

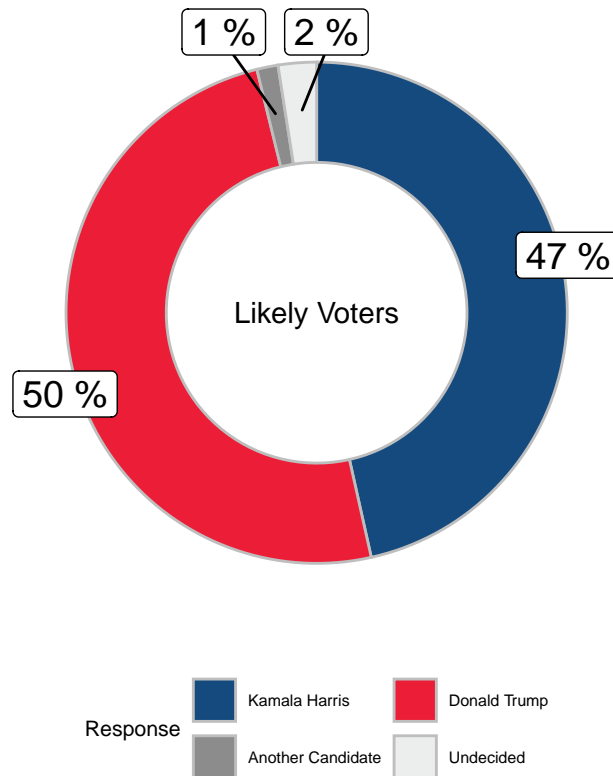
	Total	2020 Vote				Party ID		
		Joe Biden	Donald Trump	Another Candidate	Didn't Vote	Dem	GOP	Independent
Kamala Harris	-	-	-	-	-	-	-	-
Donald Trump	-	-	-	-	-	-	-	-
Another Candidate	-	-	-	-	-	-	-	-
Undecided	-	-	-	-	-	-	-	-
Unweighted Frequency	1055	565	427	27	36	450	377	228
Weighted Frequency	1055	492	536	13	14	392	450	213

**broken out by White Non-College/College, Party ID**

	White Non-College/College					
	Total	Black	Hispanic	Other	White Coll	White Non-Coll
Kamala Harris	-	-	-	-	-	-
Donald Trump	-	-	-	-	-	-
Another Candidate	-	-	-	-	-	-
Undecided	-	-	-	-	-	-
Unweighted Frequency	1055	106	129	68	429	323
Weighted Frequency	1055	116	159	55	294	431



**If the election for President were held today, and the candidates were Kamala Harris and Donald Trump, which candidate would you support? (likely voters)**



### broken out by age, gender, and region

	Total	Gender		Age	
		Male	Female	18-49	50+
Kamala Harris	-	-	-	-	-
Donald Trump	-	-	-	-	-
Another Candidate	-	-	-	-	-
Undecided	-	-	-	-	-
Unweighted Frequency	1040	478	539	292	743
Weighted Frequency	1040	508	528	428	612

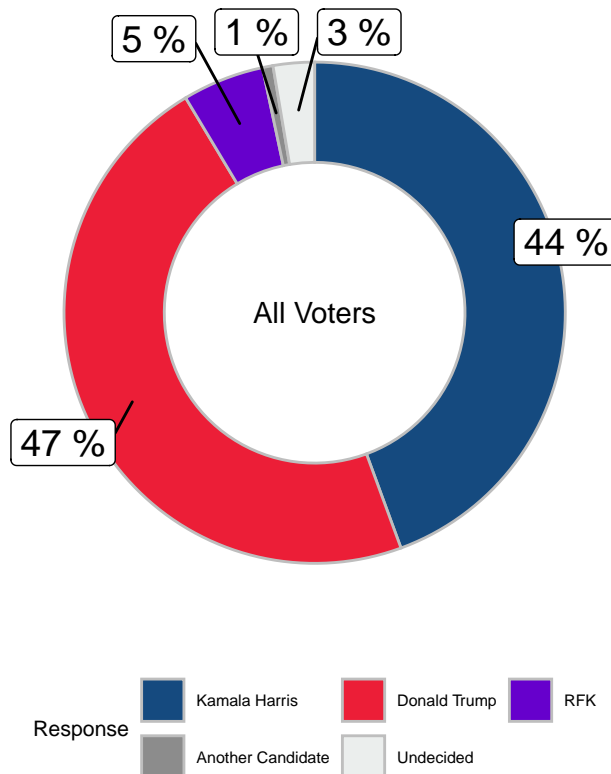
### broken out by income, party ID

	Total	2020 Vote				Party ID		
		Joe Biden	Donald Trump	Another Candidate	Didn't Vote	Dem	GOP	Independent
Kamala Harris	-	-	-	-	-	-	-	-
Donald Trump	-	-	-	-	-	-	-	-
Another Candidate	-	-	-	-	-	-	-	-
Undecided	-	-	-	-	-	-	-	-
Unweighted Frequency	1040	559	422	26	28	447	373	215
Weighted Frequency	1040	485	532	12	11	390	446	205

**broken out by White Non-College/College, Party ID**

	White Non-College/College					
	Total	Black	Hispanic	Other	White Coll	White Non-Coll
Kamala Harris	-	-	-	-	-	-
Donald Trump	-	-	-	-	-	-
Another Candidate	-	-	-	-	-	-
Undecided	-	-	-	-	-	-
Unweighted Frequency	1040	100	127	62	427	319
Weighted Frequency	1040	109	158	52	292	429

**If the election for President were held today, and the candidates were Kamala Harris, Donald Trump and RFK Jr, which candidate would you support? (all voters)**



**broken out by age, gender, and region**

	Total	Gender		Age	
		Male	Female	18-49	50+
Kamala Harris	-	-	-	-	-
Donald Trump	-	-	-	-	-
RFK	-	-	-	-	-
Another Candidate	-	-	-	-	-
Undecided	-	-	-	-	-
Unweighted Frequency	1055	489	548	302	753
Weighted Frequency	1055	515	535	437	618

**broken out by income, party ID**

	Total	2020 Vote				Party ID		
		Joe Biden	Donald Trump	Another Candidate	Didn't Vote	Dem	GOP	Independent
Kamala Harris	-	-	-	-	-	-	-	-
Donald Trump	-	-	-	-	-	-	-	-
RFK	-	-	-	-	-	-	-	-
Another Candidate	-	-	-	-	-	-	-	-
Undecided	-	-	-	-	-	-	-	-
Unweighted Frequency	1055	565	427	27	36	450	377	228
Weighted Frequency	1055	492	536	13	14	392	450	213

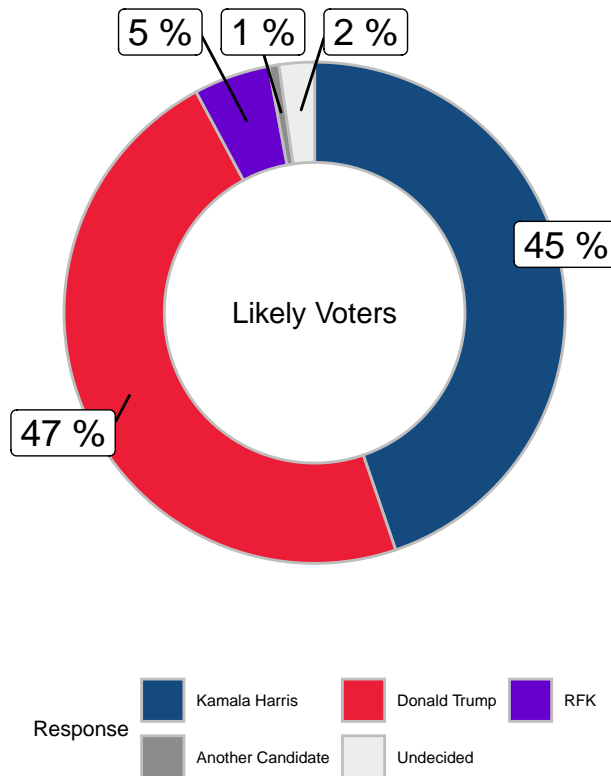
**broken out by White Non-College/College, Party ID**

	White Non-College/College					
	Total	Black	Hispanic	Other	White Coll	White Non-Coll
Kamala Harris	-	-	-	-	-	-
Donald Trump	-	-	-	-	-	-
RFK	-	-	-	-	-	-
Another Candidate	-	-	-	-	-	-
Undecided	-	-	-	-	-	-
Unweighted Frequency	1055	106	129	68	429	323
Weighted Frequency	1055	116	159	55	294	431

**broken out by 2024 vote**

	2024 Vote				
	Total	Kamala Harris	Donald Trump	Another Candidate	Undecided
Kamala Harris	-	-	-	-	-
Donald Trump	-	-	-	-	-
RFK	-	-	-	-	-
Another Candidate	-	-	-	-	-
Undecided	-	-	-	-	-
Unweighted Frequency	1055	574	425	23	33
Weighted Frequency	1055	487	521	17	30

**If the election for President were held today, and the candidates were Kamala Harris, Donald Trump and RFK Jr, which candidate would you support? (likely voters)**



**broken out by age, gender, and region**

	Total	Gender		Age	
		Male	Female	18-49	50+
Kamala Harris	-	-	-	-	-
Donald Trump	-	-	-	-	-
RFK	-	-	-	-	-
Another Candidate	-	-	-	-	-
Undecided	-	-	-	-	-
Unweighted Frequency	1040	478	539	292	743
Weighted Frequency	1040	508	528	428	612

**broken out by income, party ID**

	Total	2020 Vote				Party ID		
		Joe Biden	Donald Trump	Another Candidate	Didn't Vote	Dem	GOP	Independent
Kamala Harris	-	-	-	-	-	-	-	-
Donald Trump	-	-	-	-	-	-	-	-
RFK	-	-	-	-	-	-	-	-
Another Candidate	-	-	-	-	-	-	-	-
Undecided	-	-	-	-	-	-	-	-
Unweighted Frequency	1040	559	422	26	28	447	373	215
Weighted Frequency	1040	485	532	12	11	390	446	205



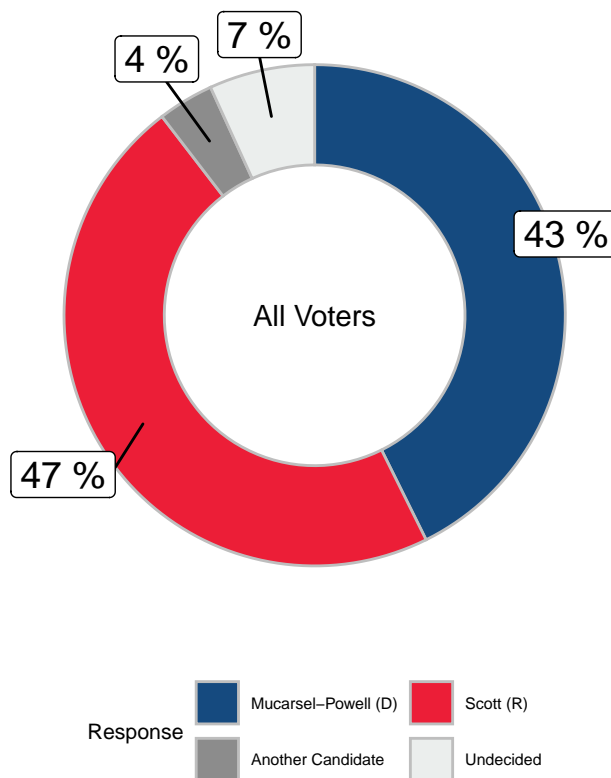
**broken out by White Non-College/College, Party ID**

	White Non-College/College					
	Total	Black	Hispanic	Other	White Coll	White Non-Coll
Kamala Harris	-	-	-	-	-	-
Donald Trump	-	-	-	-	-	-
RFK	-	-	-	-	-	-
Another Candidate	-	-	-	-	-	-
Undecided	-	-	-	-	-	-
Unweighted Frequency	1040	100	127	62	427	319
Weighted Frequency	1040	109	158	52	292	429

**broken out by 2024 vote**

	2024 Vote				
	Total	Kamala Harris	Donald Trump	Another Candidate	Undecided
Kamala Harris	-	-	-	-	-
Donald Trump	-	-	-	-	-
RFK	-	-	-	-	-
Another Candidate	-	-	-	-	-
Undecided	-	-	-	-	-
Unweighted Frequency	1040	571	421	18	25
Weighted Frequency	1040	484	517	14	26

**If the election for Senate were held today, and the candidates were Debbie Mucarsel-Powell representing the Democratic Party and Rick Scott representing the Republican Party? (all voters)**



**broken out by age, gender, and region**

	Total	Gender		Age	
		Male	Female	18-49	50+
Mucarsel-Powell (D)	-	-	-	-	-
Scott (R)	-	-	-	-	-
Another Candidate	-	-	-	-	-
Undecided	-	-	-	-	-
Unweighted Frequency	1055	489	548	302	753
Weighted Frequency	1055	515	535	437	618

**broken out by income, party ID**

	Total	2020 Vote				Party ID		
		Joe Biden	Donald Trump	Another Candidate	Didn't Vote	Dem	GOP	Independent
Mucarsel-Powell (D)	-	-	-	-	-	-	-	-
Scott (R)	-	-	-	-	-	-	-	-
Another Candidate	-	-	-	-	-	-	-	-
Undecided	-	-	-	-	-	-	-	-
Unweighted Frequency	1055	565	427	27	36	450	377	228
Weighted Frequency	1055	492	536	13	14	392	450	213

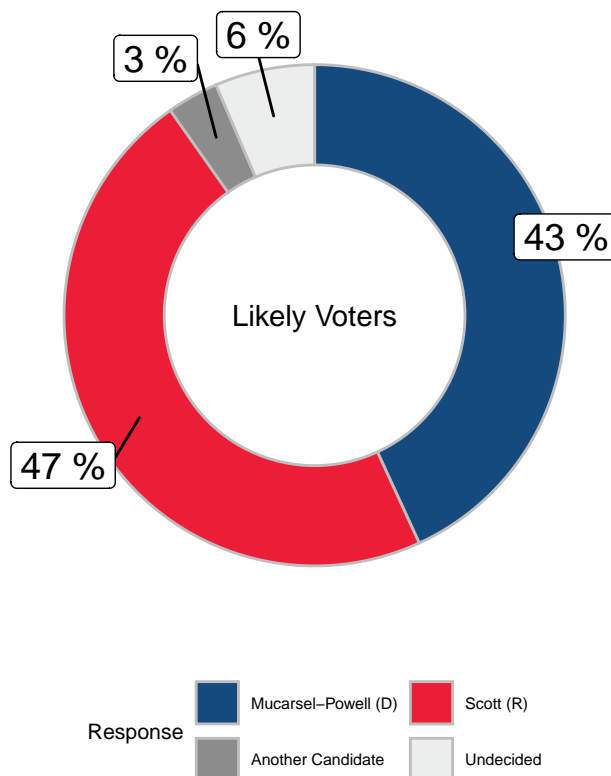
### broken out by White Non-College/College, Party ID

	White Non-College/College					
	Total	Black	Hispanic	Other	White Coll	White Non-Coll
Mucarsel-Powell (D)	-	-	-	-	-	-
Scott (R)	-	-	-	-	-	-
Another Candidate	-	-	-	-	-	-
Undecided	-	-	-	-	-	-
Unweighted Frequency	1055	106	129	68	429	323
Weighted Frequency	1055	116	159	55	294	431

### broken out by 2024 vote

	Total	2024 Vote				2024 Vote				
		Kamala Harris	Donald Trump	Another Candidate	Undecided	Kamala Harris	Donald Trump	RFK	Another Candidate	Undecided
Mucarsel-Powell (D)	-	-	-	-	-	-	-	-	-	-
Scott (R)	-	-	-	-	-	-	-	-	-	-
Another Candidate	-	-	-	-	-	-	-	-	-	-
Undecided	-	-	-	-	-	-	-	-	-	-
Unweighted Frequency	1055	574	425	23	33	553	400	61	9	32
Weighted Frequency	1055	487	521	17	30	468	496	56	7	28

**If the election for Senate were held today, and the candidates were Debbie Mucarsel-Powell representing the Democratic Party and Rick Scott representing the Republican Party? (likely voters)**



### broken out by age, gender, and region

	Total	Gender		Age	
		Male	Female	18-49	50+
Mucarsel-Powell (D)	-	-	-	-	-
Scott (R)	-	-	-	-	-
Another Candidate	-	-	-	-	-
Undecided	-	-	-	-	-
Unweighted Frequency	1040	478	539	292	743
Weighted Frequency	1040	508	528	428	612

### broken out by income, party ID

	Total	2020 Vote				Party ID		
		Joe Biden	Donald Trump	Another Candidate	Didn't Vote	Dem	GOP	Independent
Mucarsel-Powell (D)	-	-	-	-	-	-	-	-
Scott (R)	-	-	-	-	-	-	-	-
Another Candidate	-	-	-	-	-	-	-	-
Undecided	-	-	-	-	-	-	-	-
Unweighted Frequency	1040	559	422	26	28	447	373	215
Weighted Frequency	1040	485	532	12	11	390	446	205

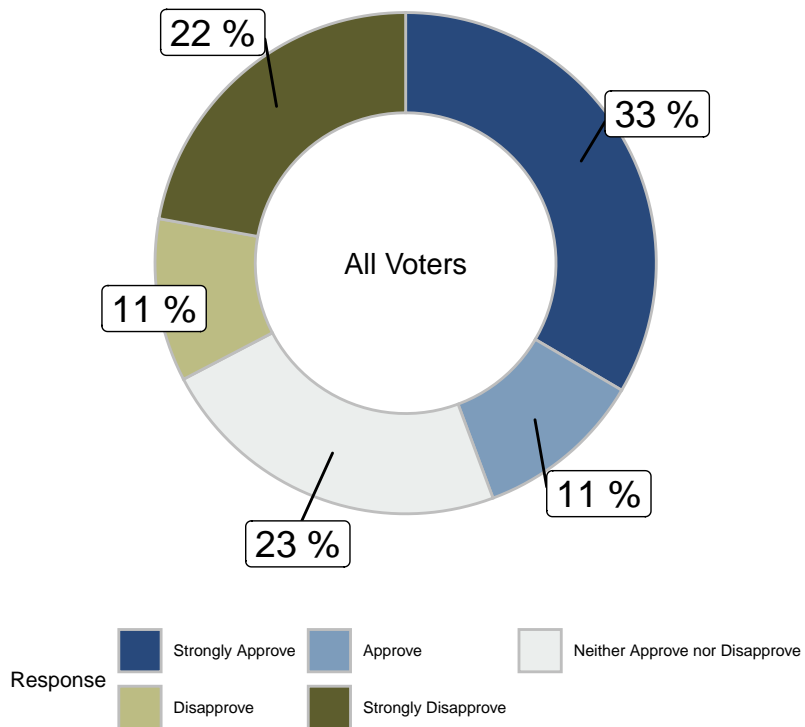
### broken out by White Non-College/College, Party ID

	White Non-College/College					
	Total	Black	Hispanic	Other	White Coll	White Non-Coll
Mucarsel-Powell (D)	-	-	-	-	-	-
Scott (R)	-	-	-	-	-	-
Another Candidate	-	-	-	-	-	-
Undecided	-	-	-	-	-	-
Unweighted Frequency	1040	100	127	62	427	319
Weighted Frequency	1040	109	158	52	292	429

### broken out by 2024 vote

	Total	2024 Vote				2024 Vote				
		Kamala Harris	Donald Trump	Another Candidate	Undecided	Kamala Harris	Donald Trump	RFK	Another Candidate	Undecided
Mucarsel-Powell (D)	-	-	-	-	-	-	-	-	-	-
Scott (R)	-	-	-	-	-	-	-	-	-	-
Another Candidate	-	-	-	-	-	-	-	-	-	-
Undecided	-	-	-	-	-	-	-	-	-	-
Unweighted Frequency	1040	571	421	18	25	550	398	54	8	25
Weighted Frequency	1040	484	517	14	26	466	493	51	7	24

## Do you approve or disapprove of the selection of Tim Walz as the Democratic Nominee for Vice President? (all voters)





## broken out by age, gender, and region

	Total	Gender		Age	
		Male	Female	18-49	50+
Strongly Approve	-	-	-	-	-
Approve	-	-	-	-	-
Neither Approve nor Disapprove	-	-	-	-	-
Disapprove	-	-	-	-	-
Strongly Disapprove	-	-	-	-	-
Unweighted Frequency	1055	489	548	302	753
Weighted Frequency	1055	515	535	437	618

## broken out by income, party ID

	Total	2020 Vote				Party ID		
		Joe Biden	Donald Trump	Another Candidate	Didn't Vote	Dem	GOP	Independent
Strongly Approve	-	-	-	-	-	-	-	-
Approve	-	-	-	-	-	-	-	-
Neither Approve nor Disapprove	-	-	-	-	-	-	-	-
Disapprove	-	-	-	-	-	-	-	-
Strongly Disapprove	-	-	-	-	-	-	-	-
Unweighted Frequency	1055	565	427	27	36	450	377	228
Weighted Frequency	1055	492	536	13	14	392	450	213

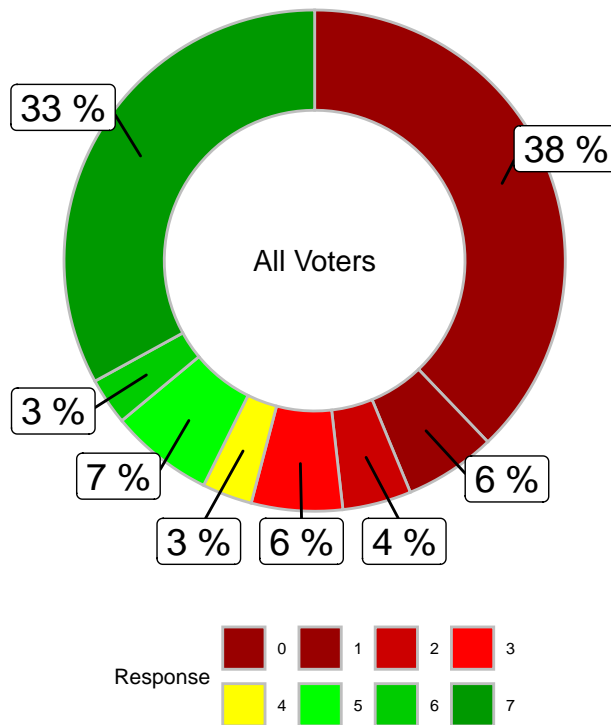
### broken out by White Non-College/College, Party ID

	White Non-College/College					
	Total	Black	Hispanic	Other	White Coll	White Non-Coll
Strongly Approve	-	-	-	-	-	-
Approve	-	-	-	-	-	-
Neither Approve nor Disapprove	-	-	-	-	-	-
Disapprove	-	-	-	-	-	-
Strongly Disapprove	-	-	-	-	-	-
Unweighted Frequency	1055	106	129	68	429	323
Weighted Frequency	1055	116	159	55	294	431

### broken out by 2024 vote

	2024 Vote					2024 Vote				
	Total	Kamala Harris	Donald Trump	Another Candidate	Undecided	Kamala Harris	Donald Trump	RFK	Another Candidate	Undecided
Strongly Approve	-	-	-	-	-	-	-	-	-	-
Approve	-	-	-	-	-	-	-	-	-	-
Neither Approve nor Disapprove	-	-	-	-	-	-	-	-	-	-
Disapprove	-	-	-	-	-	-	-	-	-	-
Strongly Disapprove	-	-	-	-	-	-	-	-	-	-
Unweighted Frequency	1055	574	425	23	33	553	400	61	9	32
Weighted Frequency	1055	487	521	17	30	468	496	56	7	28

## In the past week, how many days did you listen to news or news discussion on the radio? (all voters)



**broken out by age, gender, and region**

	Gender			Age	
	Total	Male	Female	18-49	50+
0	-	-	-	-	-
1	-	-	-	-	-
2	-	-	-	-	-
3	-	-	-	-	-
4	-	-	-	-	-
5	-	-	-	-	-
6	-	-	-	-	-
7	-	-	-	-	-
Unweighted Frequency	1055	489	548	302	753
Weighted Frequency	1055	515	535	437	618

**broken out by income, party ID**

	2020 Vote					Party ID		
	Total	Joe Biden	Donald Trump	Another Candidate	Didn't Vote	Dem	GOP	Independent
0	-	-	-	-	-	-	-	-
1	-	-	-	-	-	-	-	-
2	-	-	-	-	-	-	-	-
3	-	-	-	-	-	-	-	-
4	-	-	-	-	-	-	-	-
5	-	-	-	-	-	-	-	-
6	-	-	-	-	-	-	-	-
7	-	-	-	-	-	-	-	-
Unweighted Frequency	1055	565	427	27	36	450	377	228
Weighted Frequency	1055	492	536	13	14	392	450	213

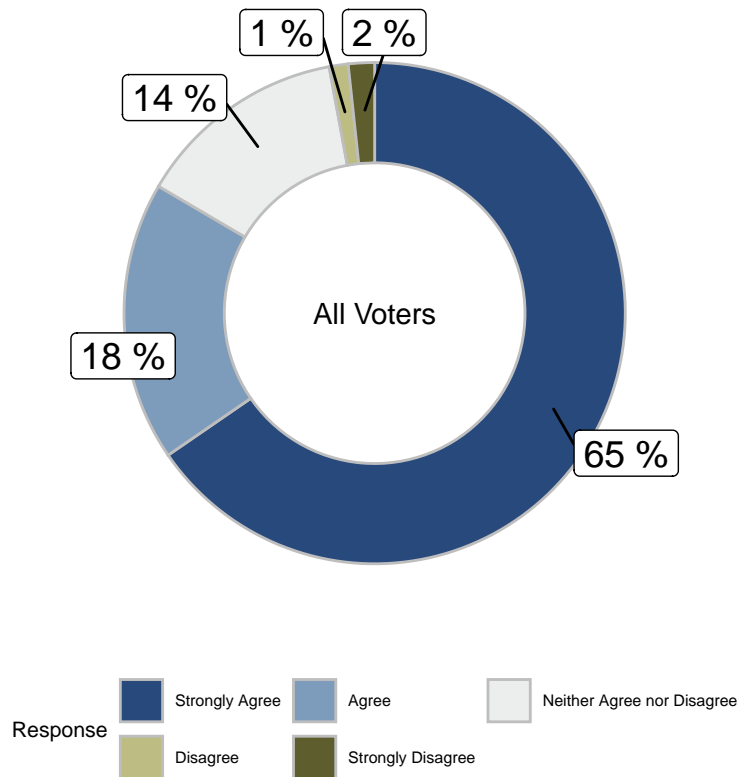
**broken out by White Non-College/College, Party ID**

	White Non-College/College					
	Total	Black	Hispanic	Other	White Coll	White Non-Coll
0	-	-	-	-	-	-
1	-	-	-	-	-	-
2	-	-	-	-	-	-
3	-	-	-	-	-	-
4	-	-	-	-	-	-
5	-	-	-	-	-	-
6	-	-	-	-	-	-
7	-	-	-	-	-	-
Unweighted Frequency	1055	106	129	68	429	323
Weighted Frequency	1055	116	159	55	294	431

**broken out by 2024 vote**

	2024 Vote					2024 Vote				
	Total	Kamala Harris	Donald Trump	Another Candidate	Undecided	Kamala Harris	Donald Trump	RFK	Another Candidate	Undecided
0	-	-	-	-	-	-	-	-	-	-
1	-	-	-	-	-	-	-	-	-	-
2	-	-	-	-	-	-	-	-	-	-
3	-	-	-	-	-	-	-	-	-	-
4	-	-	-	-	-	-	-	-	-	-
5	-	-	-	-	-	-	-	-	-	-
6	-	-	-	-	-	-	-	-	-	-
7	-	-	-	-	-	-	-	-	-	-
Unweighted Frequency	1055	574	425	23	33	553	400	61	9	32
Weighted Frequency	1055	487	521	17	30	468	496	56	7	28

## Cities and counties in Florida should be allowed to require heat and water breaks for outdoor workers: (all voters)



**broken out by age, gender, and region**

	Gender			Age	
	Total	Male	Female	18-49	50+
Strongly Agree	-	-	-	-	-
Agree	-	-	-	-	-
Neither Agree nor Disagree	-	-	-	-	-
Disagree	-	-	-	-	-
Strongly Disagree	-	-	-	-	-
Unweighted Frequency	1055	489	548	302	753
Weighted Frequency	1055	515	535	437	618

**broken out by income, party ID**

	2020 Vote					Party ID		
	Total	Joe Biden	Donald Trump	Another Candidate	Didn't Vote	Dem	GOP	Independent
Strongly Agree	-	-	-	-	-	-	-	-
Agree	-	-	-	-	-	-	-	-
Neither Agree nor Disagree	-	-	-	-	-	-	-	-
Disagree	-	-	-	-	-	-	-	-
Strongly Disagree	-	-	-	-	-	-	-	-
Unweighted Frequency	1055	565	427	27	36	450	377	228
Weighted Frequency	1055	492	536	13	14	392	450	213

### broken out by White Non-College/College, Party ID

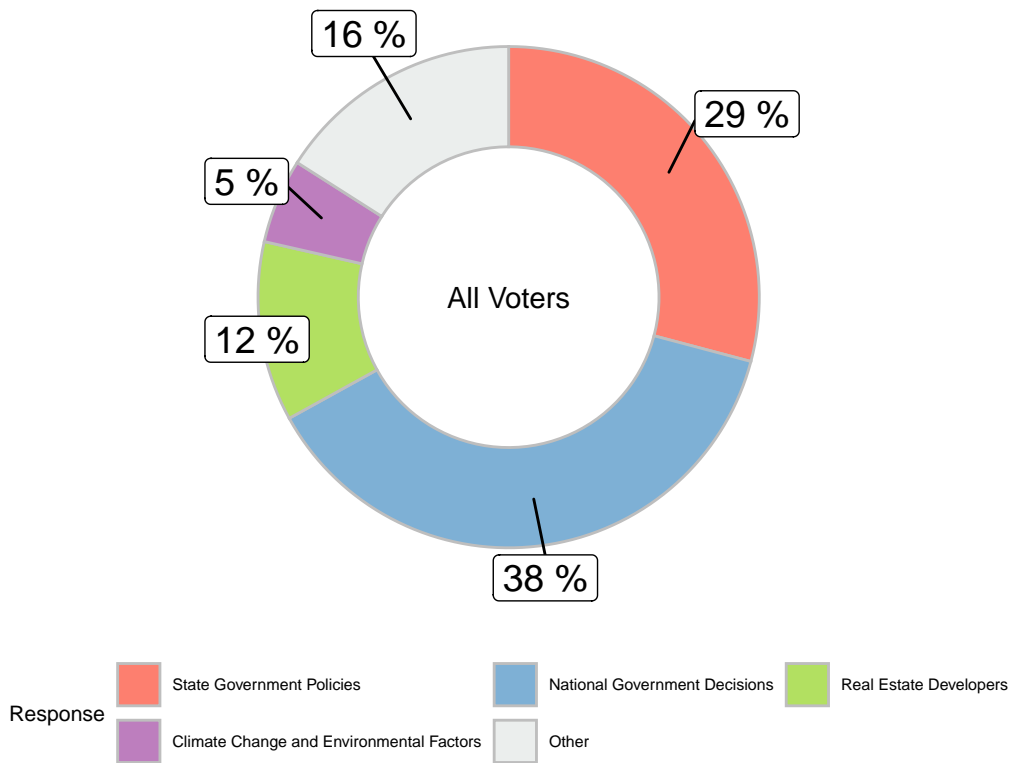
	White Non-College/College					
	Total	Black	Hispanic	Other	White Coll	White Non-Coll
Strongly Agree	-	-	-	-	-	-
Agree	-	-	-	-	-	-
Neither Agree nor Disagree	-	-	-	-	-	-
Disagree	-	-	-	-	-	-
Strongly Disagree	-	-	-	-	-	-
Unweighted Frequency	1055	106	129	68	429	323
Weighted Frequency	1055	116	159	55	294	431

### broken out by 2024 vote

	2024 Vote					2024 Vote				
	Total	Kamala Harris	Donald Trump	Another Candidate	Undecided	Kamala Harris	Donald Trump	RFK	Another Candidate	Undecided
Strongly Agree	-	-	-	-	-	-	-	-	-	-
Agree	-	-	-	-	-	-	-	-	-	-
Neither Agree nor Disagree	-	-	-	-	-	-	-	-	-	-
Disagree	-	-	-	-	-	-	-	-	-	-
Strongly Disagree	-	-	-	-	-	-	-	-	-	-
Unweighted Frequency	1055	574	425	23	33	553	400	61	9	32
Weighted Frequency	1055	487	521	17	30	468	496	56	7	28



## In your opinion, who bears the most responsibility for the high cost of living in Florida? (all voters)



## broken out by age, gender, and region

	Total	Gender		Age	
		Male	Female	18-49	50+
State Government Policies	-	-	-	-	-
National Government Decisions	-	-	-	-	-
Real Estate Developers	-	-	-	-	-
Climate Change and Environmental Factors	-	-	-	-	-
Other	-	-	-	-	-
Unweighted Frequency	1055	489	548	302	753
Weighted Frequency	1055	515	535	437	618

## broken out by income, party ID

	Total	2020 Vote				Party ID		
		Joe Biden	Donald Trump	Another Candidate	Didn't Vote	Dem	GOP	Independent
State Government Policies	-	-	-	-	-	-	-	-
National Government Decisions	-	-	-	-	-	-	-	-
Real Estate Developers	-	-	-	-	-	-	-	-
Climate Change and Environmental Factors	-	-	-	-	-	-	-	-
Other	-	-	-	-	-	-	-	-
Unweighted Frequency	1055	565	427	27	36	450	377	228
Weighted Frequency	1055	492	536	13	14	392	450	213

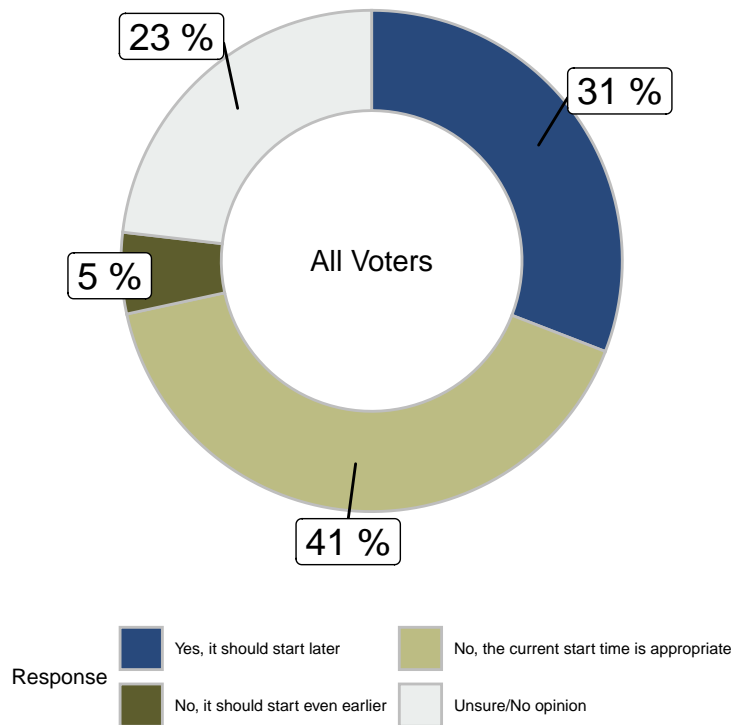
## broken out by White Non-College/College, Party ID

	White Non-College/College					
	Total	Black	Hispanic	Other	White Coll	White Non-Coll
State Government Policies	-	-	-	-	-	-
National Government Decisions	-	-	-	-	-	-
Real Estate Developers	-	-	-	-	-	-
Climate Change and Environmental Factors	-	-	-	-	-	-
Other	-	-	-	-	-	-
Unweighted Frequency	1055	106	129	68	429	323
Weighted Frequency	1055	116	159	55	294	431

## broken out by 2024 vote

	Total	2024 Vote				2024 Vote				
		Kamala Harris	Donald Trump	Another Candidate	Undecided	Kamala Harris	Donald Trump	RFK	Another Candidate	Undecided
State Government Policies	-	-	-	-	-	-	-	-	-	-
National Government Decisions	-	-	-	-	-	-	-	-	-	-
Real Estate Developers	-	-	-	-	-	-	-	-	-	-
Climate Change and Environmental Factors	-	-	-	-	-	-	-	-	-	-
Other	-	-	-	-	-	-	-	-	-	-
Unweighted Frequency	1055	574	425	23	33	553	400	61	9	32
Weighted Frequency	1055	487	521	17	30	468	496	56	7	28

## Do you think the school year in Florida begins too early? (all voters)



## broken out by age, gender, and region

	Total	Gender		Age	
		Male	Female	18-49	50+
Yes, it should start later	-	-	-	-	-
No, the current start time is appropriate	-	-	-	-	-
No, it should start even earlier	-	-	-	-	-
Unsure/No opinion	-	-	-	-	-
Unweighted Frequency	1055	489	548	302	753
Weighted Frequency	1055	515	535	437	618

## broken out by income, party ID

	Total	2020 Vote				Party ID		
		Joe Biden	Donald Trump	Another Candidate	Didn't Vote	Dem	GOP	Independent
Yes, it should start later	-	-	-	-	-	-	-	-
No, the current start time is appropriate	-	-	-	-	-	-	-	-
No, it should start even earlier	-	-	-	-	-	-	-	-
Unsure/No opinion	-	-	-	-	-	-	-	-
Unweighted Frequency	1055	565	427	27	36	450	377	228
Weighted Frequency	1055	492	536	13	14	392	450	213

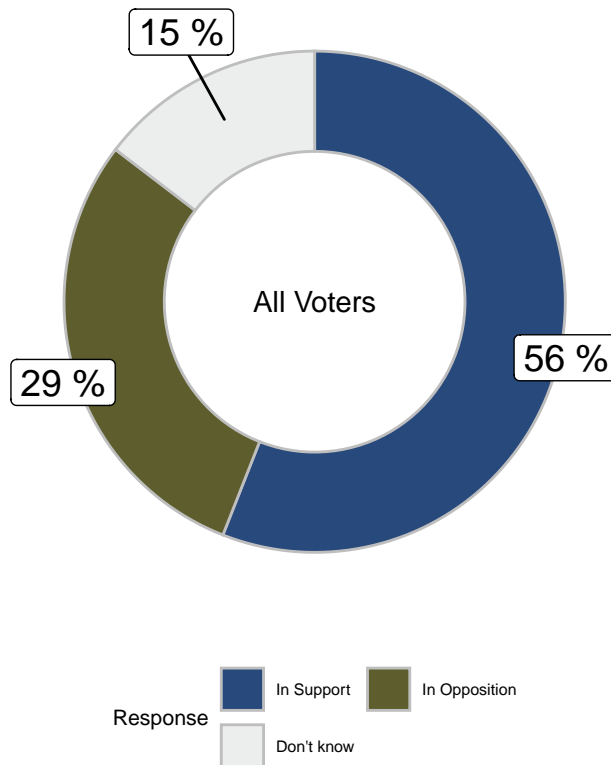
## broken out by White Non-College/College, Party ID

	White Non-College/College					
	Total	Black	Hispanic	Other	White Coll	White Non-Coll
Yes, it should start later	-	-	-	-	-	-
No, the current start time is appropriate	-	-	-	-	-	-
No, it should start even earlier	-	-	-	-	-	-
Unsure/No opinion	-	-	-	-	-	-
Unweighted Frequency	1055	106	129	68	429	323
Weighted Frequency	1055	116	159	55	294	431

## broken out by 2024 vote

	Total	2024 Vote				2024 Vote				
		Kamala Harris	Donald Trump	Another Candidate	Undecided	Kamala Harris	Donald Trump	RFK	Another Candidate	Undecided
Yes, it should start later	-	-	-	-	-	-	-	-	-	-
No, the current start time is appropriate	-	-	-	-	-	-	-	-	-	-
No, it should start even earlier	-	-	-	-	-	-	-	-	-	-
Unsure/No opinion	-	-	-	-	-	-	-	-	-	-
Unweighted Frequency	1055	574	425	23	33	553	400	61	9	32
Weighted Frequency	1055	487	521	17	30	468	496	56	7	28

**On the upcoming ballot amendment 3, which would legalize marijuana for adults 21 years and older, which way are you considering voting? (all voters)**



**broken out by age, gender, and region**

	Gender			Age	
	Total	Male	Female	18-49	50+
In Support	-	-	-	-	-
In Opposition	-	-	-	-	-
Don't know	-	-	-	-	-
Unweighted Frequency	1055	489	548	302	753
Weighted Frequency	1055	515	535	437	618

**broken out by income, party ID**

	2020 Vote					Party ID		
	Total	Joe Biden	Donald Trump	Another Candidate	Didn't Vote	Dem	GOP	Independent
In Support	-	-	-	-	-	-	-	-
In Opposition	-	-	-	-	-	-	-	-
Don't know	-	-	-	-	-	-	-	-
Unweighted Frequency	1055	565	427	27	36	450	377	228
Weighted Frequency	1055	492	536	13	14	392	450	213



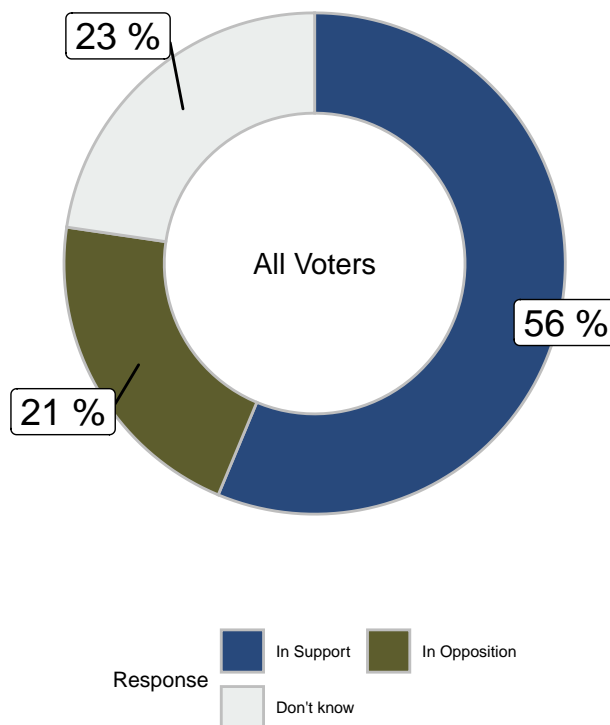
**broken out by White Non-College/College, Party ID**

	White Non-College/College					
	Total	Black	Hispanic	Other	White Coll	White Non-Coll
In Support	-	-	-	-	-	-
In Opposition	-	-	-	-	-	-
Don't know	-	-	-	-	-	-
Unweighted Frequency	1055	106	129	68	429	323
Weighted Frequency	1055	116	159	55	294	431

**broken out by 2024 vote**

	Total	2024 Vote				2024 Vote				
		Kamala Harris	Donald Trump	Another Candidate	Undecided	Kamala Harris	Donald Trump	RFK	Another Candidate	Undecided
In Support	-	-	-	-	-	-	-	-	-	-
In Opposition	-	-	-	-	-	-	-	-	-	-
Don't know	-	-	-	-	-	-	-	-	-	-
Unweighted Frequency	1055	574	425	23	33	553	400	61	9	32
Weighted Frequency	1055	487	521	17	30	468	496	56	7	28

**On the upcoming ballot amendment 4, which reads: No law shall prohibit, penalize, delay, or restrict abortion before viability or when necessary to protect the patient’s health, as determined by the patient’s healthcare provider. This amendment does not change the Legislature’s constitutional authority to require notification to a parent or guardian before a minor has an abortion. Which way are you considering voting? (all voters)**



**broken out by age, gender, and region**

	Gender			Age	
	Total	Male	Female	18-49	50+
In Support	-	-	-	-	-
In Opposition	-	-	-	-	-
Don't know	-	-	-	-	-
Unweighted Frequency	1055	489	548	302	753
Weighted Frequency	1055	515	535	437	618

**broken out by income, party ID**

	2020 Vote					Party ID		
	Total	Joe Biden	Donald Trump	Another Candidate	Didn't Vote	Dem	GOP	Independent
In Support	-	-	-	-	-	-	-	-
In Opposition	-	-	-	-	-	-	-	-
Don't know	-	-	-	-	-	-	-	-
Unweighted Frequency	1055	565	427	27	36	450	377	228
Weighted Frequency	1055	492	536	13	14	392	450	213

**broken out by White Non-College/College, Party ID**

	White Non-College/College					
	Total	Black	Hispanic	Other	White Coll	White Non-Coll
In Support	-	-	-	-	-	-
In Opposition	-	-	-	-	-	-
Don't know	-	-	-	-	-	-
Unweighted Frequency	1055	106	129	68	429	323
Weighted Frequency	1055	116	159	55	294	431

**broken out by 2024 vote**

	Total	2024 Vote				2024 Vote				
		Kamala Harris	Donald Trump	Another Candidate	Undecided	Kamala Harris	Donald Trump	RFK	Another Candidate	Undecided
In Support	-	-	-	-	-	-	-	-	-	-
In Opposition	-	-	-	-	-	-	-	-	-	-
Don't know	-	-	-	-	-	-	-	-	-	-
Unweighted Frequency	1055	574	425	23	33	553	400	61	9	32
Weighted Frequency	1055	487	521	17	30	468	496	56	7	28