

## Mainstreet Research Survey - Wisconsin



## About Mainstreet

Mainstreet has an impressive track record in accurately forecasting election results in Canada and the United States and has become a trusted source for comprehensive market research, analysis and advice. Our insights are found in major media outlets across the country.

Mainstreet Research is a proud corporate member of CRIC and exceeds all Canadian and international standards for market research and public opinion research.

## Methodology

The analysis in this report is based on results of a survey conducted from Friday, October 25th to Saturday, November 2nd, 2024, among a sample of 798 Registered Voters, 18 years of age or older, living in Wisconsin. The survey was conducted with text messaging, and an online panel to complete the survey. The survey is intended to represent the voting population in Wisconsin. Weights are applied for Gender, Race, Age, Education and Past vote. Party ID is determined by asking which party each respondent most identifies with, as some states do not have voter registration by party. All voters are asked how likely they are to vote, and the voters who say they are most likely to vote are added to the Likely Voter screen.

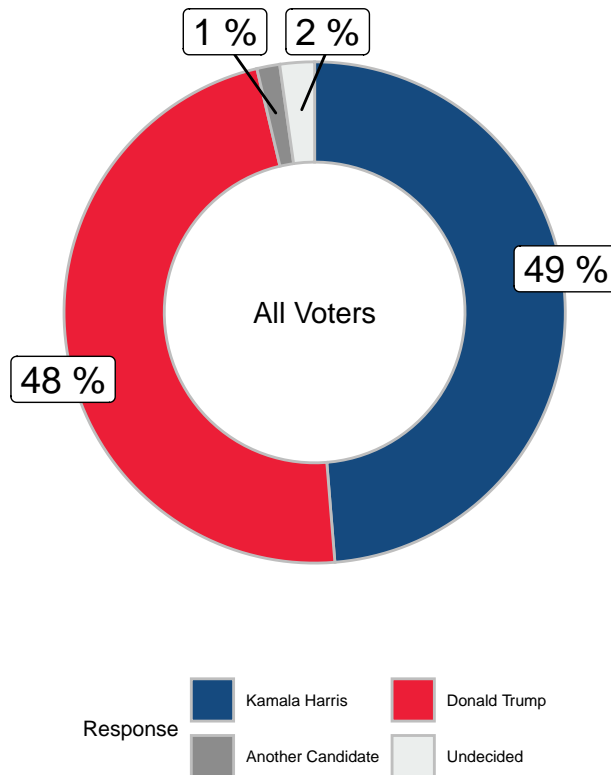
Since the poll was partially completed online, a margin of error cannot be assigned to the poll, but a poll of this size would have a margin of error of +/- 3.5% at the 95% confidence level. Margins of error are higher in each subsample.

This poll was commissioned by and is the exclusive property of Mainstreet Research and FAU. Any reproduction, in whole or in part of this report or the data contained herein is expressly prohibited without written authorization by Mainstreet Research and FAU.





**If the election for President were held today, and the candidates were Kamala Harris and Donald Trump, which candidate would you support? (all voters)**





### broken out by age, gender, and region

	Total	Gender		Age	
		Male	Female	18-49	50+
Kamala Harris	-	-	-	-	-
Donald Trump	-	-	-	-	-
Another Candidate	-	-	-	-	-
Undecided	-	-	-	-	-
Unweighted Frequency	798	331	440	140	658
Weighted Frequency	798	389	406	323	475

### broken out by income, party ID

	Total	2020 Vote				Party ID		
		Joe Biden	Donald Trump	Another Candidate	Didn't Vote	Dem	GOP	Independent
Kamala Harris	-	-	-	-	-	-	-	-
Donald Trump	-	-	-	-	-	-	-	-
Another Candidate	-	-	-	-	-	-	-	-
Undecided	-	-	-	-	-	-	-	-
Unweighted Frequency	798	460	274	33	31	349	231	218
Weighted Frequency	798	383	364	8	43	290	298	210





### broken out by White Non-College/College, Party ID

	White Non-College/College			
	Total	Other Non-White	White Coll	White Non-Coll
Kamala Harris	-	-	-	-
Donald Trump	-	-	-	-
Another Candidate	-	-	-	-
Undecided	-	-	-	-
Unweighted Frequency	798	79	348	371
Weighted Frequency	798	75	270	453

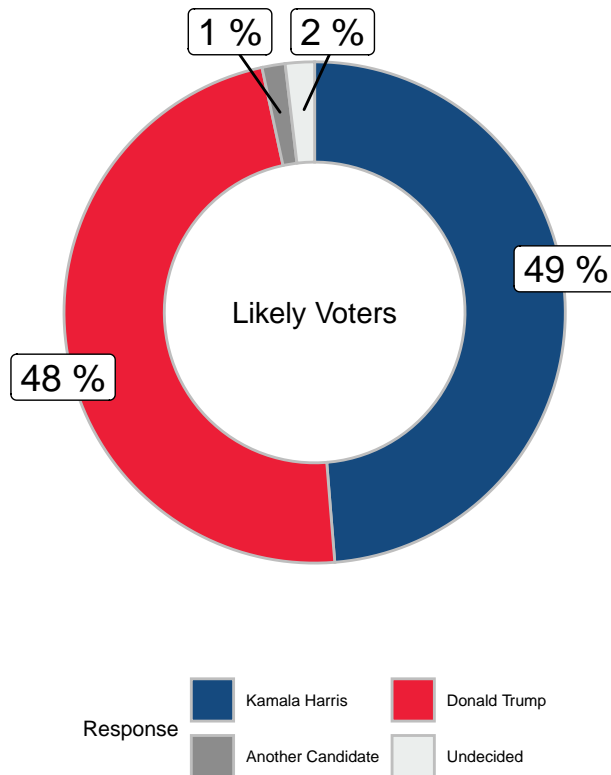
### broken out by vote type

	Vote Plan					
	Total	Early In-Person Vote	Vote by Mail	Election Day	Other	Don't know
Kamala Harris	-	-	-	-	-	-
Donald Trump	-	-	-	-	-	-
Another Candidate	-	-	-	-	-	-
Undecided	-	-	-	-	-	-
Unweighted Frequency	798	328	164	289	7	10
Weighted Frequency	798	305	157	322	5	8





If the election for President were held today, and the candidates were Kamala Harris and Donald Trump, which candidate would you support? (likely voters)





### broken out by age, gender, and region

	Total	Gender		Age	
		Male	Female	18-49	50+
Kamala Harris	-	-	-	-	-
Donald Trump	-	-	-	-	-
Another Candidate	-	-	-	-	-
Undecided	-	-	-	-	-
Unweighted Frequency	786	329	433	136	651
Weighted Frequency	786	388	396	315	472

### broken out by income, party ID

	Total	2020 Vote				Party ID		
		Joe Biden	Donald Trump	Another Candidate	Didn't Vote	Dem	GOP	Independent
Kamala Harris	-	-	-	-	-	-	-	-
Donald Trump	-	-	-	-	-	-	-	-
Another Candidate	-	-	-	-	-	-	-	-
Undecided	-	-	-	-	-	-	-	-
Unweighted Frequency	786	458	272	33	24	347	231	209
Weighted Frequency	786	382	362	8	36	289	298	200





### broken out by White Non-College/College, Party ID

	White Non-College/College			
	Total	Other Non-White	White Coll	White Non-Coll
Kamala Harris	-	-	-	-
Donald Trump	-	-	-	-
Another Candidate	-	-	-	-
Undecided	-	-	-	-
Unweighted Frequency	786	76	346	365
Weighted Frequency	786	74	269	445

### broken out by vote type

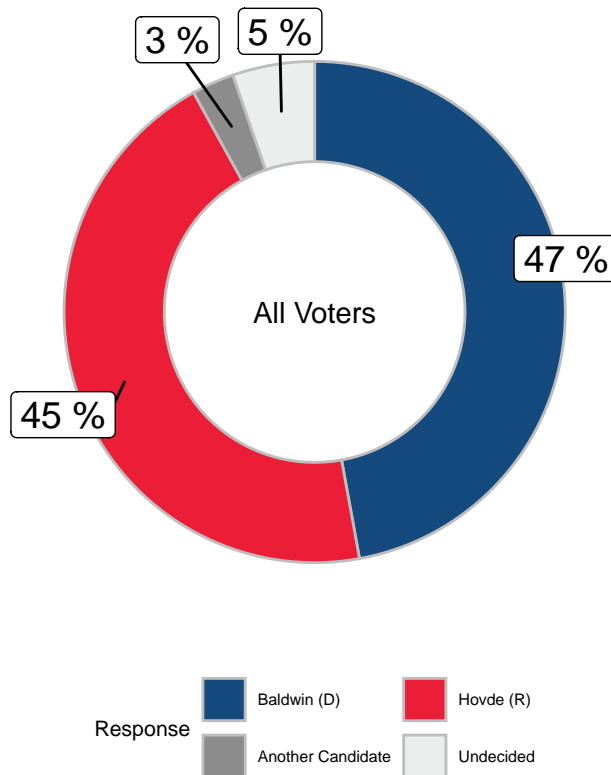
	Vote Plan					
	Total	Early In-Person Vote	Vote by Mail	Election Day	Other	Don't know
Kamala Harris	-	-	-	-	-	-
Donald Trump	-	-	-	-	-	-
Another Candidate	-	-	-	-	-	-
Undecided	-	-	-	-	-	-
Unweighted Frequency	786	324	162	287	7	7
Weighted Frequency	786	301	156	319	5	6







If the election for Senate were held today, and the candidates were Tammy Baldwin representing the Democratic Party and Eric Hovde representing the Republican Party? (all voters)





### broken out by age, gender, and region

	Total	Gender		Age	
		Male	Female	18-49	50+
Baldwin (D)	-	-	-	-	-
Hovde (R)	-	-	-	-	-
Another Candidate	-	-	-	-	-
Undecided	-	-	-	-	-
Unweighted Frequency	798	331	440	140	658
Weighted Frequency	798	389	406	323	475

### broken out by income, party ID

	Total	2020 Vote				Party ID		
		Joe Biden	Donald Trump	Another Candidate	Didn't Vote	Dem	GOP	Independent
Baldwin (D)	-	-	-	-	-	-	-	-
Hovde (R)	-	-	-	-	-	-	-	-
Another Candidate	-	-	-	-	-	-	-	-
Undecided	-	-	-	-	-	-	-	-
Unweighted Frequency	798	460	274	33	31	349	231	218
Weighted Frequency	798	383	364	8	43	290	298	210




**broken out by White Non-College/College, Party ID**

	White Non-College/College			
	Total	Other Non-White	White Coll	White Non-Coll
Baldwin (D)	-	-	-	-
Hovde (R)	-	-	-	-
Another Candidate	-	-	-	-
Undecided	-	-	-	-
Unweighted Frequency	798	79	348	371
Weighted Frequency	798	75	270	453

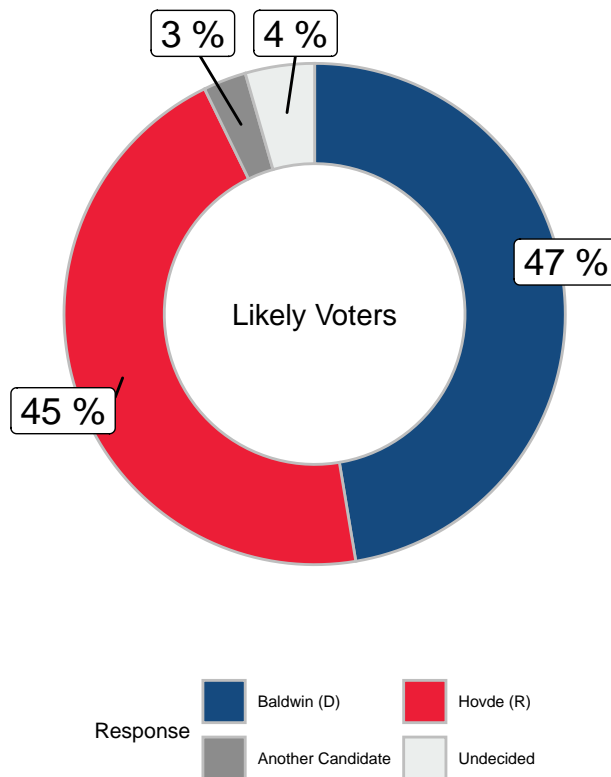
**broken out by 2024 vote**

	2024 Vote				
	Total	Kamala Harris	Donald Trump	Another Candidate	Undecided
Baldwin (D)	-	-	-	-	-
Hovde (R)	-	-	-	-	-
Another Candidate	-	-	-	-	-
Undecided	-	-	-	-	-
Unweighted Frequency	798	468	291	19	20
Weighted Frequency	798	389	380	12	18





If the election for Senate were held today, and the candidates were Tammy Baldwin representing the Democratic Party and Eric Hovde representing the Republican Party? (likely voters)





### broken out by age, gender, and region

	Total	Gender		Age	
		Male	Female	18-49	50+
Baldwin (D)	-	-	-	-	-
Hovde (R)	-	-	-	-	-
Another Candidate	-	-	-	-	-
Undecided	-	-	-	-	-
Unweighted Frequency	786	329	433	136	651
Weighted Frequency	786	388	396	315	472

### broken out by income, party ID

	Total	2020 Vote				Party ID		
		Joe Biden	Donald Trump	Another Candidate	Didn't Vote	Dem	GOP	Independent
Baldwin (D)	-	-	-	-	-	-	-	-
Hovde (R)	-	-	-	-	-	-	-	-
Another Candidate	-	-	-	-	-	-	-	-
Undecided	-	-	-	-	-	-	-	-
Unweighted Frequency	786	458	272	33	24	347	231	209
Weighted Frequency	786	382	362	8	36	289	298	200





### broken out by White Non-College/College, Party ID

	White Non-College/College			
	Total	Other Non-White	White Coll	White Non-Coll
Baldwin (D)	-	-	-	-
Hovde (R)	-	-	-	-
Another Candidate	-	-	-	-
Undecided	-	-	-	-
Unweighted Frequency	786	76	346	365
Weighted Frequency	786	74	269	445

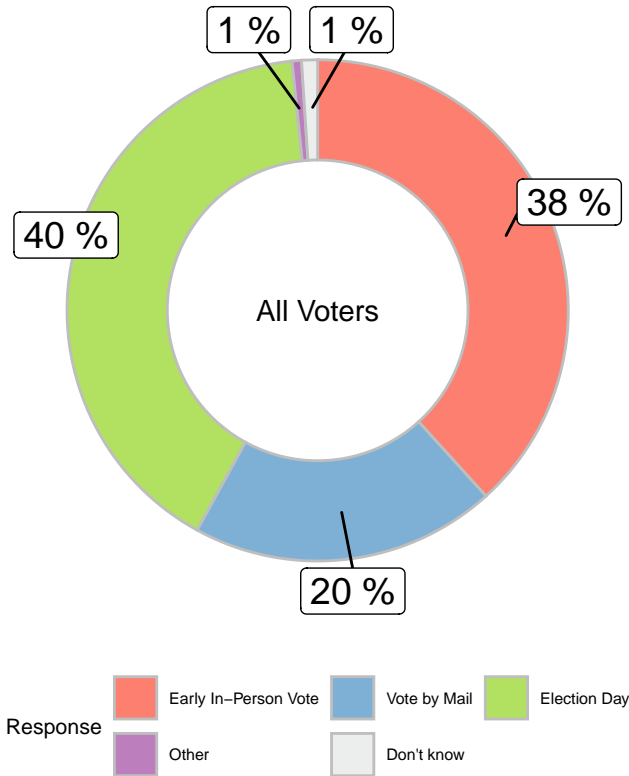
### broken out by 2024 vote

	2024 Vote				
	Total	Kamala Harris	Donald Trump	Another Candidate	Undecided
Baldwin (D)	-	-	-	-	-
Hovde (R)	-	-	-	-	-
Another Candidate	-	-	-	-	-
Undecided	-	-	-	-	-
Unweighted Frequency	786	463	289	19	16
Weighted Frequency	786	383	377	12	15





# How do you plan to cast your vote in the November elections? (all voters)





### broken out by age, gender, and region

	Total	Gender		Age	
		Male	Female	18-49	50+
Early In-Person Vote	-	-	-	-	-
Vote by Mail	-	-	-	-	-
Election Day	-	-	-	-	-
Other	-	-	-	-	-
Don't know	-	-	-	-	-
Unweighted Frequency	798	331	440	140	658
Weighted Frequency	798	389	406	323	475

### broken out by 2020 vote, party ID

	Total	2020 Vote				Party ID		
		Joe Biden	Donald Trump	Another Candidate	Didn't Vote	Dem	GOP	Independent
Early In-Person Vote	-	-	-	-	-	-	-	-
Vote by Mail	-	-	-	-	-	-	-	-
Election Day	-	-	-	-	-	-	-	-
Other	-	-	-	-	-	-	-	-
Don't know	-	-	-	-	-	-	-	-
Unweighted Frequency	798	460	274	33	31	349	231	218
Weighted Frequency	798	383	364	8	43	290	298	210







### broken out by White Non-College/College, Party ID

	White Non-College/College			
	Total	Other Non-White	White Coll	White Non-Coll
Early In-Person Vote	-	-	-	-
Vote by Mail	-	-	-	-
Election Day	-	-	-	-
Other	-	-	-	-
Don't know	-	-	-	-
Unweighted Frequency	798	79	348	371
Weighted Frequency	798	75	270	453

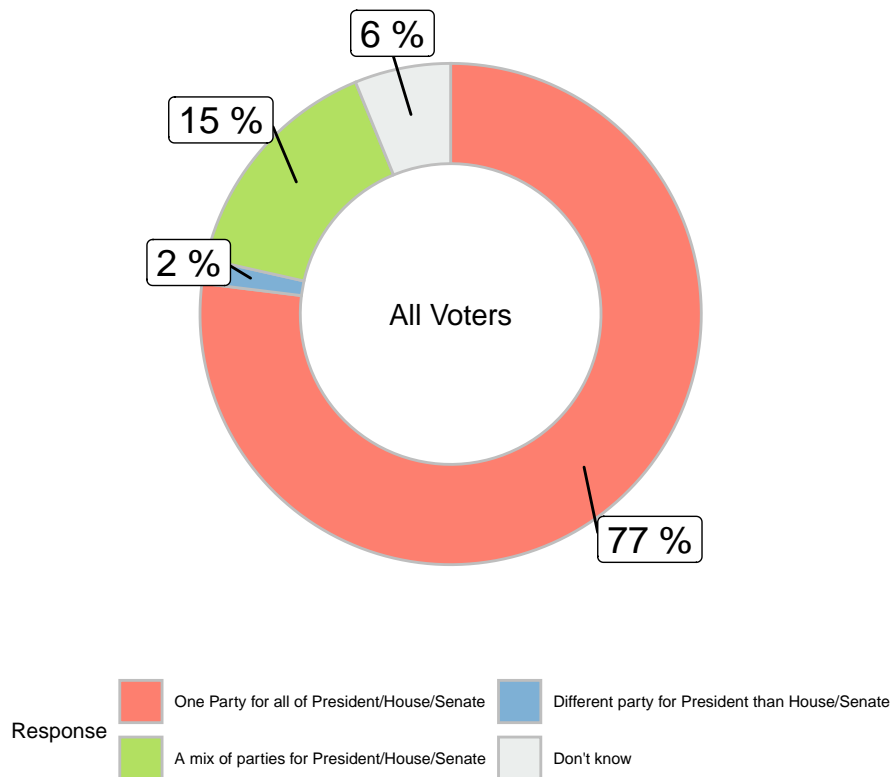
### broken out by 2024 vote

	2024 Vote				
	Total	Kamala Harris	Donald Trump	Another Candidate	Undecided
Early In-Person Vote	-	-	-	-	-
Vote by Mail	-	-	-	-	-
Election Day	-	-	-	-	-
Other	-	-	-	-	-
Don't know	-	-	-	-	-
Unweighted Frequency	798	468	291	19	20
Weighted Frequency	798	389	380	12	18





**When voting in the upcoming election, will you vote for candidates from the same party for President and/or House/Senate? Or will you vote for candidates from different parties for President and/or House/Senate? (all voters)**





## broken out by age, gender, and region

	Total	Gender		Age	
		Male	Female	18-49	50+
One Party for all of President/House/Senate	-	-	-	-	-
Different party for President than House/Senate	-	-	-	-	-
A mix of parties for President/House/Senate	-	-	-	-	-
Don't know	-	-	-	-	-
Unweighted Frequency	798	331	440	140	658
Weighted Frequency	798	389	406	323	475

## broken out by 2020 vote, party ID

	Total	2020 Vote				Party ID		
		Joe Biden	Donald Trump	Another Candidate	Didn't Vote	Dem	GOP	Independent
One Party for all of President/House/Senate	-	-	-	-	-	-	-	-
Different party for President than House/Senate	-	-	-	-	-	-	-	-
A mix of parties for President/House/Senate	-	-	-	-	-	-	-	-
Don't know	-	-	-	-	-	-	-	-
Unweighted Frequency	798	460	274	33	31	349	231	218
Weighted Frequency	798	383	364	8	43	290	298	210





## broken out by White Non-College/College, Party ID

	White Non-College/College			
	Total	Other Non-White	White Coll	White Non-Coll
One Party for all of President/House/Senate	-	-	-	-
Different party for President than House/Senate	-	-	-	-
A mix of parties for President/House/Senate	-	-	-	-
Don't know	-	-	-	-
Unweighted Frequency	798	79	348	371
Weighted Frequency	798	75	270	453

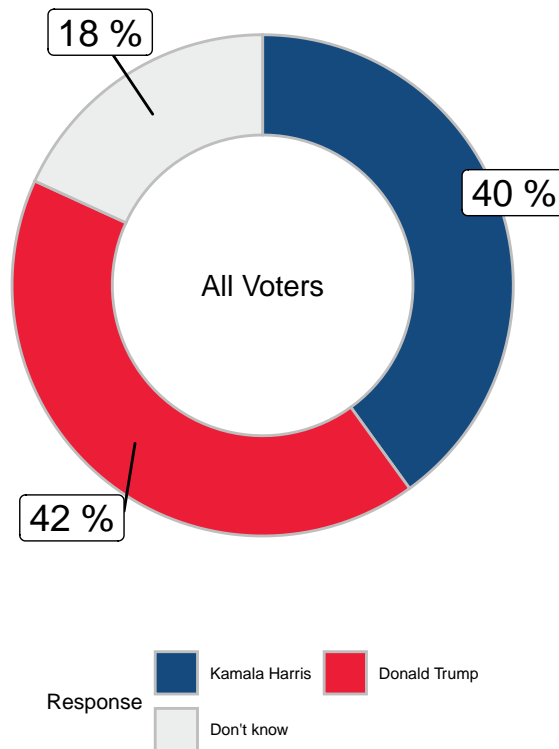
## broken out by 2024 vote

	2024 Vote				
	Total	Kamala Harris	Donald Trump	Another Candidate	Undecided
One Party for all of President/House/Senate	-	-	-	-	-
Different party for President than House/Senate	-	-	-	-	-
A mix of parties for President/House/Senate	-	-	-	-	-
Don't know	-	-	-	-	-
Unweighted Frequency	798	468	291	19	20
Weighted Frequency	798	389	380	12	18





## Which candidate do you think will win the Presidential Election? (all voters)





### broken out by age, gender, and region

	Total	Gender		Age	
		Male	Female	18-49	50+
Kamala Harris	-	-	-	-	-
Donald Trump	-	-	-	-	-
Don't know	-	-	-	-	-
Unweighted Frequency	798	331	440	140	658
Weighted Frequency	798	389	406	323	475

### broken out by 2020 vote, party ID

	Total	2020 Vote				Party ID		
		Joe Biden	Donald Trump	Another Candidate	Didn't Vote	Dem	GOP	Independent
Kamala Harris	-	-	-	-	-	-	-	-
Donald Trump	-	-	-	-	-	-	-	-
Don't know	-	-	-	-	-	-	-	-
Unweighted Frequency	798	460	274	33	31	349	231	218
Weighted Frequency	798	383	364	8	43	290	298	210




**broken out by White Non-College/College, Party ID**

	White Non-College/College			
	Total	Other Non-White	White Coll	White Non-Coll
Kamala Harris	-	-	-	-
Donald Trump	-	-	-	-
Don't know	-	-	-	-
Unweighted Frequency	798	79	348	371
Weighted Frequency	798	75	270	453

**broken out by 2024 vote**

	2024 Vote				
	Total	Kamala Harris	Donald Trump	Another Candidate	Undecided
Kamala Harris	-	-	-	-	-
Donald Trump	-	-	-	-	-
Don't know	-	-	-	-	-
Unweighted Frequency	798	468	291	19	20
Weighted Frequency	798	389	380	12	18

